

RAL NEWSLETTER Rockville Art League

RockvilleArtLeague.org

Vol. XXV No. 5

January 2016

NEXT MEETING: February 4th, 6:30PM

There is no meeting in January—next meeting is in February



Dear Fellow Artists
and Art Lovers,

The juried RAL show
at the US District Court
House in Greenbelt
runs until January 22,
2016. It's an attractive
show in a splendid
space, the Court's four-

story lobby. The nine RAL members in the show are: **Elaine Cafritz, Lieta Gerson, Nazalie Nersesian, Maurice Margulies, Chris Luckman, June Plotkin, Merry Lynn, Pamela Krieger, and Liliane Blom.**

Hours appear to be opening no later than 9:30 AM and closing no sooner than 4 PM. Please consider visiting during late morning or early afternoon, after rush hour in the AM and before it in the PM, although coming toward Bethesda on the Beltway is not usually terrible during rush hour. Parking is free and plentiful in the garage to the rear if not in the small lot near the entrance gate.

The address is U.S. District Court for the District of Maryland Southern Division, 6500 Cherrywood Lane, Greenbelt, MD 20770.



RAL Juried Member Art Show at Glenview Mansion

December 6, 2015 – December 31, 2015

Final Pick Up: Monday, January 4, 2016, Noon – 2 PM and 5-7 PM. Your work must be picked up.

Please have your designee pick up your work if necessary. Any work left after Wednesday noon will not be insured. There is no storage available.



RAL Juried Members' Show Recap

Thank you to everyone who participated in the RAL Members' Show in December. Our juror, Katherine Nelson, put together a lovely show. In her juror's statement she said "I look for works that are evocative on multiple levels and express a unique artistic voice...with so much talent, selecting the works and awards was a challenge...awards were given to the artworks that depicted both the familiar and the unseen in a clearly definitive and nurtured artistic style along with an engaging handling of the medium."

Best in Show was awarded to Robert LeMar for his oil painting "The Blue Jar." Other awards were as follows:

Oil and Acrylics

First Place: Patrick Sieg
Second Place: Leslie Kraff
Third Place: Susan Weiss
Honorable Mention: Linda Greigg, Chris Luckman, Emily Pearce

Watercolor

First Place: Karen Norman

Second Place: Regina Price
Third Place: Sue Moses
Honorable Mentions: Barbara Bell, Barbara Brower

Pastel, Drawing, and Hand Pulled Prints

First Place: Martin Slater
Second Place: Carlos Garcia
Third Place: Naomi Kaffee
Honorable Mention: Maurice Margulies, Muriel Ebitz

Mixed Media, Collage, Experimental and Original Computer Generated

First Place: Patricia Zannie
Second Place: Liliane Blom
Third Place: Harriet Gordon
Honorable Mention: Marcia Bhorjee, Fred Ruckdeschel

Sculpture and Ceramics

First Place: Floyd Roberts
Second Place: Sally Giarratana
Third Place: Lois Levitan
Honorable Mention: Frances Lederer, Barbara Meima

The show runs through December 31 at the Glenview Mansion Art Gallery.

Gallery Hours are MWF 9-4:30 and TTh 9am-9pm



Upcoming Events: Rockville Student Art Show

Our next gallery event is coming up in February with the Student Art Show. The City of Rockville runs the show for all children K-12. RAL provides volunteers, judges the show, and gives out the awards. Volunteers for this show are exempted from the entry fee for the May Members' Show!

If you are interested in volunteering please contact emily pearce at ekepearce@gmail.com.

Volunteer dates and times are below:

Sunday, Feb 28 1:30-3:30pm artwork delivery
3:30-5pm judging
Monday, Feb 29 2:00-5:00pm start hanging (2 volunteers each shift)
Tuesday Mar 1 10a-noon 2-4pm hang & light
Wed Mar 2 10a-noon 2-4pm hang & light
Thur Mar 3 10a-noon 2-4pm tag & write certificates
Fri Mar 4 10a-noon tag
Sunday, March 6 1:30-3:30 opening reception

We need volunteers to help give out certificates and help with refreshments.

Thursday, Mar 24 artwork pick up
need 2 volunteers each shift
3-5pm and 6-8pm

Tips from Penny Kritt

How a Painting Evolved

There's no perfect way to get an idea in your head to a finished product. As a matter of fact, in *my* case, there are a lot of great ideas that never even make it beyond my sketchbook. You may be impatient to just start painting, but I enjoy the

planning process because it greatly increases the odds of getting something that's worth framing.

There are many ways to work out different issues. Here's a look at how one painting evolved.

I like hand tools. They are usually very practical in both function and design. Some are also sculptural works of art, so they should make a great painting, right? I did a few simple sketches (*Figure 1*) to determine what shapes I liked best and how to use them in the picture space.




Figure 1

Most of their shapes were simple. In the top sketch, I played with the straight versus sensuous curves of calipers (the calipers are the two shapes that look like an "A" in parentheses) compared to more angular measuring tools. The middle sketch contrasted angular tools with the curves of a hand drill. In both of these, the tools were just static, unconnected shapes. The bottom sketch also played

the curves of the tool handles against the straighter body of each tool, but the tool rack provided a connection between the shapes. But in all of these versions, I felt that the viewer could tell at a glance that the painting was about tools and that would end his interest.

It was time to try something else, so I did a few sketches (Figure 2 below) that had someone using the tools.



Figure 2

In the first sketches, the tools were usually in a vertical orientation. Diagonal compositions are often more exciting, or at least, more interesting. Now the challenge was to implement this new design strategy.

The diagonal arm shapes worked well, so it was time for more sketches (Figure 3 below).

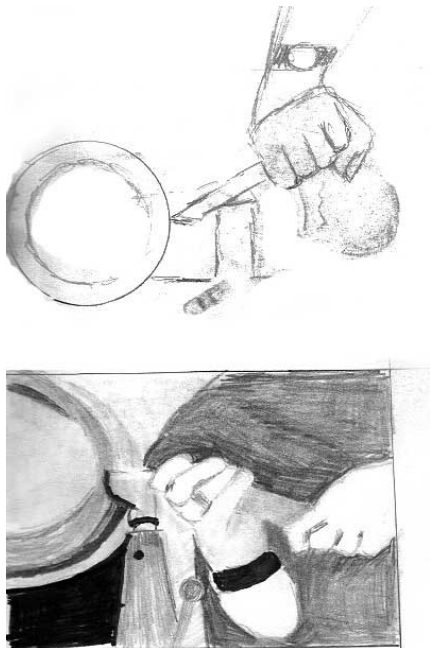


Figure 3

Notice that the compositions above only show part of the person. This was a design choice to help reinforce that the center of interest was the tools. The human element was simply a device to introduce diagonal shapes. That led to a test of how much or how little of the man should take up of the total picture space (see Figure 4 below).




Figure 4

In the left version above, the gadget got overwhelmed by the more interesting diagonals of the man's arms and it was also in a less prominent position. The version on the right simplified things and made the gadget more important. Making the figure larger solved most of those pesky issues about creating a background. But in the end, now the painting was about the man, not the tool.



Working Together (22 x 30 in.)
Gouache on Paper
By Penny Krit

In the final version above, I took the metal shapes of the screw driver, wheel hub and spokes and used them as directional elements to send the viewer

around the entire composition. Then I added the human elements that would cause the viewer to pause and consider my choices. It is apparent that a man is holding the screw driver but a woman is holding the tire. We can tell that she is married, but since we're looking the man's right hand, it isn't clear if they are married to each other. He's also a different race that also exaggerates the difference between the figures.

The image above may be too small to see details, but here are several important elements.

In *Figure 5* below, I added continuity to the design by repeating colors around the painting. If I only used a color in one place, especially a strong color like the red of the nail polish, it would be literally cause the viewer to ignore the rest of the painting. When that happens, newbies take out the offending color. More experienced artists know to add more of it around the composition.

The gold of the wedding ring shows up both in the handle of the screw driver and in various reflections in the metal spokes and bicycle chain. The red of the nail polish is reflected in the metal as well as on the product tag on the tire.




Figure 5

One last challenge was that this new plan needs a background. Something simple was the answer, but did I have to explain what it was? In one test, behind the radiating spokes, you could see a shirt with a big numbered tag that racers wear. One version was clearly a woman in a tank top, another was obviously a man. But in the spirit of "less is more", I just chose a simple, unifying color. Even that took two tries. The green background in *Figure 6* below didn't work. There was too much

yellow, so it minimized the contrast – and hence the importance – of the skin tones.



Figure 6

To recap, here's *my* process. Start with an object or concept that has an interesting design element. If the shapes work well, the result will probably be a still life. But even then, the final product will almost always be better if there's an indication of a person (or animal!) having some interaction with the other elements. And you'll always get more points if you *make the viewer wonder about what's going on!*

Happy painting!

**For classes or private lessons, contact Penny at
301/989-1799**

©Penny Krit 2013

MEMBER NEWS

Judy Prevo's works will be exhibited at Brookside Gardens Visitor's Center from January 23 through February 21, 2016. Her works include watercolor and acrylic experimental paintings that are plant and nature related. They will be located in the Education Hallway. Brookside Gardens has undergone an extensive remodeling of the parking and surrounding area of the Visitor's Center. It is even more beautiful! The address is 1800 Glenallan Avenue, Wheaton, Maryland.

The Visitor's Center hours are 9:00 a.m. - 5:00 p.m. (301) 962-1400.

Classes with Penny Kritt



Montgomery County Classes – Register online at www.activemontgomery.com and search for “Kritt” to find all my classes. You can also register at your library or community center.

Draw It All with Kritt – 7 classes

All levels. Learn a few simple skills and then you can draw anything! People, landscapes, pets, buildings - it's easy. This is a great hobby that will last you a lifetime. For supplies, call Penny at 301-989-1799

Monday AM (10A – noon) Class No. 11568 or
Monday PM (7-9PM) Class No. 11569

January 11 to March 7, 2016 (except Jan. 18,
& Feb. 15, 2016)

Kritt Studio, Burtonsville, MD

Watercolor Tips and Tricks with Kritt – 5 classes

All levels. From landscapes to still life, shortcuts make it simple. See why watercolors are better than oils or acrylics. We'll work from photos. It's fast and fun. Learn the secrets from a pro! For supplies, call Penny at 301-989-1799

Tuesday AM (10A – noon) Class No. 111570

Tuesday PM (7-9PM) Class No. 11571

January 12 to February 9, 2016

Kritt Studio, Burtonsville, MD

Painting Spring with Kritt – 4 classes

All Levels - Tulips to dogwoods and cherry blossoms, a few strokes and you've made magic. You can even paint a whole garden. Simple techniques create great art. Work in a real art studio and be inspired! For supplies call Penny at 301-989-1799

Tuesday AM (10A – noon) Class No. 111572

Tuesday PM (7-9PM) Class No. 11573

February 16 to March 8, 2016

Kritt Studio, Burtonsville, MD

Kritt Studio Private Sessions

(not through Montgomery County):

On-going Open Studio

For more than 12 years, every Wednesday morning, a group of talented artists meet to share ideas, inspirations and to get a professional critique on their work. Topics can range from best materials for a project to composition and design help. *If you're an advanced artist – or you'd like to paint and learn like one, this is the supportive place where your talent will blossom.*

Wednesday AM (10A – noon)

Kritt Studio, Burtonsville, MD

Contact Penny at 301/989-1799 to register



Giclée Printing & Photography
Create Fine Art Reproductions of Your
Artwork on Watercolor Paper or Canvas

A Work of Art by Debra Halprin

.11 cents per sq. inch on paper
.14 cents per sq. inch on canvas
\$35 Photography Fee - Includes
Proofs and Color Enhancements

For All Your Giclée Printing Needs
www.Halprinart.com
301-260-9701

ART OPPORTUNITIES

Northern Virginia Art Center's new Specials Exhibitions space. The Northern Virginia Art Center is searching for talented professional artists with a cohesive body of work to exhibit in their new Special Exhibitions space in the heart of Crystal City's thriving restaurant district. 380 square feet of gleaming exhibition space available for monthly exhibits of 2D or 3D art! Their full time gallery staff will assist in exhibit installation, process sales of your work, and will coordinate your opening reception, all for a small fee and low sales commission.

Eligibility: Open; **Deadline:** Ongoing
Entry Fee: N/A

http://novaartcenter.org/our-mission/show-opportunities/?utm_source=PROJECTOR%206-27-13&utm_campaign=Projector&utm_medium=email



Rockville Innovation Center Call for Entries

Rockville Innovation Center is interested in showcasing the work of local artists in their gorgeous location. The RIC is looking to fill its beautiful space with artwork by metro area artists and photographers.

<http://www.visartsatrockville.org/call-for-entries/feast>

Eligibility: Open; **Deadline:** Ongoing
Entry Fee: N/A

DC Photo Grid. The DC Photo Grid is an aggregated map of the city generated from user-submitted photographs, and the DC Crowd-Sourced Video Project offers a constantly looping portrait of the city as viewed by its inhabitants.

http://www.dcphtogrid.com/?utm_source=PROJECTOR+6-27-13&utm_campaign=Projector&utm_medium=email

Eligibility: Open; **Deadline:** Ongoing/**Entry Fee:** N/A

GLENVIEW MANSION CONFERENCE ROOM SHOWS

You can show your artwork in Glenview Mansion for one month if you have received a 1st, 2nd, 3rd or honorable mention award in an RAL juried show. Artists may have both rooms to exhibit in if a second artist doesn't sign up for the same month within two months of the show's start date. The receptions at Glenview mansion are 1:30-3:30 PM on the **Sunday** after hanging. Preferred drop off and pick up times for Glenview Shows are from 9 am to 12 noon. Drop off/pickups are Mondays (unless a holiday). If you are unavailable on the date for pickup, please arrange for someone to pick up for you. There is no room to store your artwork at the Mansion. If you are unable to drop off/pick up on the assigned dates and you can't find someone else to drop off/pick up for you, please choose a month in which you can make those dates.

For artwork delivery, please unwrap your work and take the wrappings with you. Please bring pliers (needle nose are easy to work with). You may use the hand truck that is at the Mansion to move your artwork from your vehicle. There is no staff at the mansion available to help you move your artwork into the conference rooms. You are responsible for hanging your own artwork, with help from the Mansion staff. If you don't have labels for your work, please fill out the RAL cards that will be available. If you print your own, print them on card stock. Do not use the sticky Avery labels, unless you adhere them to foam core or card stock. **Contact Diane Jeang, Glenview Member Show Coordinator, (301) 871-1589 or swinedoc@yahoo.com with questions.** If you need to contact Julie Farrell, please send an email to tojfarrell@rockvillemd.gov.

Monday delivery and hanging: 9AM–12PM / Sunday Gallery Opening: 1:30—3:30PM
 Monday Pick up: 9AM—11AM

2015	Member(s)	Monday (generally) Deliver and Hang Before 12 noon	Sunday Gallery Opening 1:30 – 3:30 pm	Monday (generally) Pick up Before 11 am
DEC	RAL Winter Show	Nov. 30	Dec. 6	Jan. 4
2016	Member(s)	Monday (generally) Deliver and Hang Before 12 noon	Sunday Gallery Opening 1:30 – 3:30 pm	Monday Pick up Before 11 am
JAN	Sabiho Iqbal	Jan. 4	Jan. 10	Feb. 1
FEB	Carlos Garcia (2)	Feb. 1	Feb. 7	Feb. 26
MAR	Student Art Show	Feb. 28	March 6	March 24
APR	Fred Ruckdeschel (2)	March 28	April 3	April 25
MAY	RAL Spring Show	April 25	May 1	May 25
JUN	Board Member's Show	May 31	June 5	June 27
JUL	Diane Jeang	June 27	July 10	Aug. 1
AUG		Aug. 1	Aug. 7	Aug. 29
SEP	Jorge Bernal (2)	Aug. 29	Sept. 11	Oct. 3
OCT	Linda Greigg + Suzie Weiss (2)	Oct. 3	Oct. 9	Oct. 31
NOV	Philip Bennet (2)	Oct. 31	Nov. 6	Nov. 28
DEC	RAL Winter Show	11/28&29	Dec. 4	Dec. 30

For additional information for members hanging in the conference rooms, please refer to the RAL web page: <http://www.rockvilleartleague.org/glenview.pdf>

At least one platter of finger foods (cookies, crackers/cheese, veggies/dip) should be supplied by the RAL artist on the day of the opening reception. Cups/napkins/water is provided by the City of Rockville for opening receptions. The Mansion will be open at 1 pm for the artist on the day of the opening reception.

Glenview/Open Show Coordinator: Diane Jeang, (301) 871-1589 E-mail: swinedoc@yahoo.com

RAL ONGOING SHOW LIST

Twinbrook Library - 202 Meadow Hall Drive, Rockville, Maryland

Shows are now 1 month in length. 5 medium to large paintings, Contact person: Chris Lindy (240)-777-0240, christinelundy@montgomerycountymd.gov

<u>Name</u>	<u>From</u>	<u>To</u>
Open	Dec. 15, 2015	Feb. 15, 2016

Thomas Farm Community Center – 700 Falls Grove Drive, Rockville, Maryland

12-16 medium to large paintings, Contact person: Martha Coester (240) 314-8842

<u>Name</u>	<u>From</u>	<u>To</u>
Valthea Fry	Oct. 15, 2015	Jan. 15, 2016
Leita Gerson	Feb. 15, 2016	Jun. 15, 2016

Marilyn J. Praisner Library – 14910 Old Columbia Road, Burtonsville, Maryland

10 small to medium or 5-6 large paintings (10 hanging chains), Contact person: (240) 773-9455, Vera Ramaty.

<u>Name</u>	<u>From</u>	<u>To</u>
Open	Dec. 15, 2015	Feb. 15, 2016

RAL BOARD OF DIRECTORS

Position	Name	Phone	E-mail
<i>President</i>	Fred Ruckdeschel	301-320-3911	fred.ruckdeschel.and.art@gmail.com
<i>1st Vice President</i>	Craig Whitt		craigheartist@gmail.com
<i>Treasurer</i>	Patricia Zannie	301-962-8581	patriciacollages@yahoo.com
<i>Secretary</i>	Emily Pearce	919-699-2547	ekepearce@gmail.com
<i>Membership</i>	Susan Dunnell	301-949-1514	dunnz@erols.com
<i>RAL Juried Show Coordinator</i>	Emily Pearce	919-699-2547	ekepearce@gmail.com
<i>Publicity/marketing</i>	VACANT		
<i>Newsletter editor</i>	Susan Dunnell	301-949-1514	dunnz@erols.com
<i>Program Coordinators</i>	Sallye Mahan-Cox Nancy Hannans	301-330-1963 703-655-7415	smahancox@yahoo.com nancyhannans@gmail.com
<i>Communications</i>	Eric Goss	301-956-3099	edg16@hotmail.com
<i>Open Shows</i>	Diane Jeang	301-871-1589	swinedoc@yahoo.com
<i>Glenview Member Shows</i>	Diane Jeang	301-871-1589	swinedoc@yahoo.com
<i>Historian</i>	Patria Baranski	301-424-6193	geowell7@hotmail.com
<i>Hospitality</i>	Martha Campos	301-251-0643	ximenace@verizon.net
<i>Webmaster</i>	Michael Auger	202-670-2789	RAL@arty4ever.com
<i>Founder, Honorary Lifetime Member</i>	Eileen Mader	301-762-6458	
