



RockvilleArtLeague.org Vol. XXIII No. 4 December 2013

NEXT MEETING - THURSDAY, December 5 at 6:30pm
Judge's Walkthrough of Juried Art Show

MESSAGE FROM THE PRESIDENT LILIANE BLOM

Dear fellow artists and art lovers,
Those of us who got to try our hands at glass fusing at Visarts during the November meeting



had wonderful time. Here are the before and after pictures of the two ornaments I made.

Hope you all take time to admire our tree which will be up already during the December RAL show drop

of on December 3rd and 4th.

Remember everyone who volunteers gets to enter the shows for free, so call and find out what slots are still open for volunteer during drop-off or pick-up. It's a great time to meet your friends or make new ones.



We would love to include you in the fun of running RAL. So let us know what you would like to do and what our organization can do better for you.

Hope to see you all at the walk through!

Liliane Blom – President, RAL

December Meeting: Judge's Walk through of RAL Juried Art Show

REMINDER—Please Pay 2013-14 Membership Dues!

Please remember to pay your dues for the year September 1, 2013 through August 31, 2014. Dues are \$35.00 but a **late payment (\$5.00) is charged for dues received after October 31.** A web page is \$10 **extra every year.**

Please don't send your payment in the mail so close to the juried art show's registration time—I may not have enough time to let the show's registrants know that you have paid your membership. If you haven't paid your dues by November 18, please pay them when you register for the art show to avoid confusion! Thanks. Susan Dunnell

RAL Juried Member Art Show Glenview Mansion Art Gallery, Rockville Civic Center December 8, 2013 – December 31, 2013

Judge: Jack Rasmussen will be our judge for the December Member Art Show. He is currently the Director and Curator of the American University Museum at the Katzen Arts Center, Washington, DC. He will conduct a gallery walk-through on Thursday, December 5, at 6:30 PM.

Eligibility and rules: Each member in good standing may enter two works. The maximum length of any framed side is 60 inches. A work having multiple framed parts must meet the two works per member criteria. Only **original** works securely framed with hanging wire are acceptable. No photographs, no reproductions, no giclées and no wet canvases are allowed. The entries must have been completed within the last two years and may not have been exhibited previously in a RAL Member Show. Entries not meeting the show

conditions will not be accepted. RAL retains the right to determine suitability of work for entry in this show. Artist's signature on the Show Agreement also constitutes a commitment to donate 20% of the sale price to the City of Rockville for works sold during or as a direct result of the show.

Categories:

- Oils and acrylics
- Watercolors
- Pastels, drawings, and hand pulled prints
- Mixed media, collage, experimental, and original computer-generated art
- Sculpture and ceramics

Awards:

- Best in Show (cash and ribbon)
- First, Second and Third in all categories (cash and ribbons)
- Honorable Mention at the judge's discretion (ribbons)

Delivery: Tuesday, December 3, 5 – 7 PM and Wednesday, December 4, 10 - noon. Register and deliver your work to the second floor Glenview Mansion Art Gallery, Rockville Civic Center. There is a \$5 entry fee which is waived if you are a show volunteer. On Thursday, December 5, please phone the pickup hotline after 9 AM, **240-314-8682**. If your number is listed then you or your designee must pick up your work on Thursday, December 5, Noon – 2 PM and 4:30 – 6:30 PM. **Only pick up at these times. Please do not pick up at any other times!**

Gallery Walk Through: Thursday, December 5, 2013 at 6:30 PM.

Reception: Sunday, December 8, 2013 from 1:30-3:30 PM. Presentation of awards at 2 PM. Light refreshments to follow.

Final Pick Up: Wednesday, January 2, 2014, 10AM –12 Noon and 5-7 PM. Your work must be picked up. Please have your designee pick up your work if necessary. Any work left after Wednesday noon will not be insured. There is no storage available.

Sales: The Glenview Mansion staff will manage art sales. Artist's signature on the Show Agreement also constitutes a commitment to donate 20% of the sale price to the City of Rockville for works sold during or as a direct result of the show.

Volunteers needed:

We need volunteers to help move, hang, type, and release entries. Please check your schedules and volunteer. It takes a lot of manpower to put this show together.

- Writing ribbons & calling winners:
Thursday, December 5, 11:00 – 1 PM
- Releasing unaccepted artwork to artists:
Thursday, December 5, 4:30 – 6:30PM
- Final Release to artists: Wednesday,
January 2, 2014, 10 AM - 12 noon and
5 - 7 PM

There is a \$5.00 entry fee. This fee will be waived if you volunteer for this show in any capacity.

To print a copy of the show agreement, go to RAL website, www.rockvilleartleague.org, click on newsletter, and then click on highlighted yellow link December 2013 Show Agreement.

If you have any questions or concerns, please call at 301-590-9437 or email mackerer@comcast.net.

Marian MacKerer, Show Coordinator

**VOLUNTEERS NEEDED NOW
AND IN 2014!!!**

Show Coordinators needed for RAL future member shows!!!

My first show as coordinator was in December 2007. I have learned quite a few things about shows—organizing, registering, hanging, and the inevitable problems that come up. It is a fun and rewarding job! I have wanted to step down for a few years; I think new leadership is a good thing! This will be my *last year* as coordinator since I may be moving in the

future. It is rather uncertain. Even if I stay in the area, it is time for me to step down as show coordinator in June 2014. I would like to make an easy transition for the next chairpersons. I have written instructions and a timeline so it will be easy to follow these guidelines. I think it would be a good idea if this position was handled by two members who can share the work and I think a good idea. Julie Farrell and the staff at the mansion are very accommodating and a pleasure to work with. I would be happy to have a few takers follow me thru the process for the December and/or May show.

Please talk to me about the position.

Thank you, Marian MacKerer

Critique by Penny Kritt

Patterns and Contrast

If *you* would like a critique, please email a photo to me at pennykritt@aol.com. Perhaps your work will be chosen for the next issue.

This month we'll talk about how to get people to *really look* at your artwork. You want more than a quick approving nod from viewers. Here are some ideas on how to nail their feet to the floor in front of your work so you can watch their eyes go across and around the piece and then do it again! There's nothing wrong with a simple image that immediately tells a whole story, but a more complex and multi-dimensional work will be more interesting and more likely to make it into an art show!


It doesn't matter whether you do photorealistic work or an abstract assemblage. When the viewer finds one or more types of contrast, he or she stops, at least momentarily, to figure out the importance of that contrast. You will stop in the middle of this sentence to look at the contrast in type faces in the two words you just read. Most readers will stop to

consider why that change was made and what its significance is. How long they stop and ponder will depend on how great the contrast is. I'll use the same sentence again, but this time I'll use two types of contrast and you'll slow down even more! You will stop in the middle of this sentence to look at the contrast in *type faces* in the two words you just read.

Uniformity and consistency provide a calm experience for the viewer. This will allow the viewer's eyes to be able to quickly scan, assess and move on to whatever is next. Any kind of contrast will slow the viewer down to consider its meaning.


Pay attention to *how* you look at the following images. Will it be one quick glance and you're done with the whole thing? This is a completely uniform pattern.

Figure 1



Now take a look at this one.

Figure 2



And this one has an even more pronounced change.

Figure 3



The point of this discussion is to help stimulate your thought patterns to create more interesting shapes in your work. *Figure 2* has a slight value change from the one white strip to a light gray one. *Figure 3* keeps the values the same but breaks up one of the strips.

This obviously applies to abstracts, but how can you use it when you are a realist?

The largest portion of the picture space isn't the center of interest. Let's look at how you can transform that place where the eye just speeds across into something noteworthy. You don't want it to outshine the center of interest, but what you've got now just needs a little extra something.

Let's look at a composition about fruit. The center of interest is a group of lemons, but we want a lot of blueberries to form a background will showcase the warmer, lighter value of the lemons.

Here is a reference photo of blueberries.

Figure 4



The photo is accurate, but even though the shapes are somewhat different from each other, it's just boring, especially since this background will take up about 70 percent of the total picture space. So let's tinker with it.

Figure 5



Figure 5 above shows some of the berries with warmer tones to break up the cool blues of the original photo. Maybe this will be a little too warm against the lemons, so let's try another tactic. In *Figure 6* below, I went back to the original (*Figure 4*) and just added some dark values to give it a little depth and mystery.

Figure 6



Or maybe since this will be such a large portion of the picture's "real estate", let's make it *almost* as interesting as the center of interest. In *Figure 7* below, I added both warm and cool colors as well as darker values in the shadows. Now those lovely lemons will have a well designed background that offers contrasts in size, shape and color. You still have the uniformity of the little round blue berries, but now they're not boring!

Figure 7



You don't do still life compositions? If you do landscapes, your version of this might be to consider that large stand of trees that makes the background. Although for design purposes, you want to treat it as one large shape, you can still have some contrast that won't detract from your focal point. Don't make all the trees the same height or width. Mix it up so there are some tall oak trees that spread out behind some smaller, triangular pines. Of course, you'll vary the size of the pine trees so they don't look like they were cut out with pinking scissors. The viewer's eye will fill in the details, but that subtle difference will give the viewer more to enjoy!

So, in the future, when you need to use a pattern, consider spicing things up just a bit.

Figure 8




Figure 8 above is a part of a composition of a room in a house. With Figure 9 below, the boring pattern of the window blinds is broken up. There's not enough detail to really tell what's out there, but it makes that portion of the painting interesting!

Figure 9



Happy painting!

**For classes or private lessons, contact
Penny at 301/989-1799
©Penny Krit 2013**

BARTER BIN

If anyone knows of or has any storage space for my framed prints please let me know. Right now I have to put my prints into public storage and that can add up to an expense. I am willing to pay a minimum fee for your help if you have any space.

Please contact: Laura Chassy (301)589-8058;
Laura.Chassy@yahoo.com.

MEMBER NEWS

Marian MacKerer will be the featured artist at the MAA Gallery, Westfield Wheaton Mall, Wheaton, MD, which is close to Costco. Her show runs from December 3, 2013 through January 5, 2014. The gallery is located on the second floor across from Panera and open Monday thru Saturday, 11am to 8pm, and

Sunday, 11am to 7pm. The artist's reception is Sunday, December 8, 1:00 to 5:00PM.

Do you have an upcoming show? Or an event that RAL members might enjoy attending?

Please send an email to the newsletter editor!

dunnz@erols.com.

ART CLASSES

Penny Kritt at Plaza Art in Rockville: (new location at 1776 E. Jefferson St. #119 in Rockville, behind Federal Plaza). Telephone • 301-770-0500

At Columbia Art Center

6100 Foreland Garth • Columbia, MD • 21045
Telephone • 410-730-0075

Nadia Azumi, local chapter president of Silk Painters International for MD, VA, and DC, holds meetings, workshops and classes in silk painting at her residence in Rockville. For more information please contact her at:

nadia@nadiasilk.com

TO: ART GROUP MEMBERS

FROM: Margaret Saul (Director, Brookside Gardens School of Botanical Art & Illustration)

CLASSES AT BROOKSIDE

Our drawing course and our workshops are designed to appeal to any who love drawing and painting plants in detail. This fall we are offering comprehensive instruction in drawing fundamentals suited to the novice or experienced artist, with such classes as the following:

CLASS DESCRIPTIONS AND OTHER DETAILS (fall and winter classes) go to the MD Parks Department's website:

www.parkpass.org, click on Activities/Programs then School of Botanical Art. FIND US AT -

www.BrooksideArtschool.org. For further information: please contact Margaret – margaretsaul@botanicartist.com

CHANGE/NEW E-mail ADDRESS or street address? If you have a new e-mail address, you can update it online at rockvilleartleague.org.

If you haven't used the web site before, you can ask for a new password.

ART OPPORTUNITIES

Delaplaine Visual Art Education Center Call for Entries

The Delaplaine Visual Art Education Center is scheduling solo and small group exhibit opportunities for 2014-2015 in five galleries housed in a historic art center in downtown Frederick. Open to all media.

https://www.delaplaine.org/site/?utm_source=PROJECTOR+6-27-13&utm_campaign=Projector&utm_medium=email

Eligibility: Open

Deadline: Ongoing

Entry Fee: \$30 fee for non-members

Northern Virginia Art Center's new Specials Exhibitions space

Northern Virginia Art Center is searching for talented professional artists with a cohesive body of work to exhibit in their new Special Exhibitions space in the heart of Crystal City's thriving restaurant district. 380 square feet of gleaming exhibition space available for monthly exhibits of 2D or 3D art! Their full time gallery staff will assist in exhibit installation, process sales of your work, and will coordinate your opening reception, all for a small fee and low sales commission.

Eligibility: Open

Deadline: Ongoing

Entry Fee: N/A

http://novaartcenter.org/our-mission/show-opportunities/?utm_source=PROJECTOR%206-27-13&utm_campaign=Projector&utm_medium=email

Rockville Innovation Center Call for Entries

Rockville Innovation Center is interested in showcasing the work of local artists in their gorgeous location. The two floors of this building receive large numbers of guests and visitors, and the building is populated with tenant start-up companies. The RIC is looking to fill this beautiful space with artwork by metro area artists and photographers, offering to showcase juried artists for 6 months to one year.

<http://www.visartsatrockville.org/call-for-entries/feast>

Eligibility: Open

Deadline: Ongoing

Entry Fee: N/A

Montpelier Arts Center

Artists interested in exhibiting in the Main Gallery or curators who want to propose an exhibition should send a one page proposal, resume(s), and a CD of no fewer than 20 images to Main Gallery, Montpelier Arts Center, 9652 Muirkirk Road, Laurel, MD 20708.

http://arts.pgparcs.com/Community_Arts_Services/Artist_Resources.htm?utm_source=PROJECTOR+6-27-13&utm_campaign=Projector&utm_medium=email

Eligibility: Open

Deadline: Ongoing

Entry Fee: N/A

DC Photo Grid

The DC Photo Grid is an aggregated map of the city generated from user-submitted photographs, and the DC Crowd-Sourced

Video Project offers a constantly looping portrait of the city as viewed by its inhabitants.

http://www.dcphtogrid.com/?utm_source=PROJECTOR+6-27-13&utm_campaign=Projector&utm_medium=email

Eligibility: Open

Deadline: Ongoing

Entry Fee: N/A

GLENVIEW MANSION CONFERENCE ROOM SHOWS

You can show your artwork in Glenview Mansion for one month if you have received a 1st, 2nd, 3rd or honorable mention award in an RAL juried show. Starting in 2013, artists may have both rooms to exhibit in if a second artist doesn't sign up for the same month within two months of the show's start date; otherwise they will have one room. The receptions at Glenview mansion are 1:30-3:30 pm, on the Sunday after hanging! Preferred drop-off and pick-up times for Glenview Shows are from 9 am to 12 noon. Note: please contact the mansion management ahead of time if you wish to modify the drop-off or pick-up times.

For artwork delivery at the Glenview Mansion, please be prepared to unwrap your work and take the wrappings with you - there is no room to store packing materials at the Mansion. Please bring pliers (needle nose are easy to work with). There is no one to help move artwork from your vehicle to the conference rooms, however, you may use the hand truck that is at the Mansion. You are responsible for hanging your own artwork with help from the Mansion staff. If you have not made labels for your work, please fill out the RAL cards that will be available when you bring your work to the conference room. If you print your own, they should be on card stock. Please do not use the sticky Avery labels, unless you adhere them to foam core or card stock.

If you are unavailable on the appropriate date for pickup, please arrange with someone to pickup for you. There is no room to store your artwork at the Mansion after it comes down.

Please note that in 2014, drop off/pickup switches from Wednesdays to Mondays (unless Monday is a holiday).

Thanks - please contact Julie Farrell, Arts Programs Specialist at Glenview, with any questions. jfarrell@rockvillemd.gov

| 2013 | drop-off | opening | pickup |
|-------------|-------------------------|----------------|---------------|
| November | Oct 30 | Nov 3 | Dec 4 |
| December | Dec 4 | Dec 8 | Jan 2 |
| | | | |
| 2014 | | | |
| Jan | Jan 2 | Jan 5 | Jan 27 |
| Feb | Jan 27 | Feb 2 | Feb 24 |
| Mar | Student Art Show | | |
| April | Mar 24 | March 30 | April 28 |
| May | April 28 | May 4 | May 27 |

| | | | |
|-----------|---------|----------|---------|
| June | May 27 | June 1 | June 23 |
| July | June 23 | June 29 | July 28 |
| August | July 28 | August 3 | Sept 2 |
| September | Sept 2 | Sept 7 | Sept 29 |
| October | Sept 29 | Oct 5 | Oct 27 |
| November | Oct 27 | Nov 2 | Dec 1 |
| December | Dec 1 | Dec 7 | Jan 5 |

Monday delivery and hanging: 9AM–12PM

Sunday Gallery Opening: 1:30—3:30PM

Wednesday Pickup: 9AM—12PM

December 2013: RAL Winter Show

January 2014:

February 2014: Jorge Bernal

March 2014: Rockville Student Show

April 2014: Carol Clatterbuck

May 2014: RAL Spring Show

June 2014: RAL Board Members' Show

July 2014: Diane Jeang

Glenview/Open Show Coordinator: Diane Jeang, (301) 871-1589 E-mail: swinedoc@yahoo.com

RAL ONGOING SHOW LIST

Bank of America - 3200 Sandy Spring Road, Olney, Maryland

10-12 paintings, Contact: (301) 232-1370

Twinbrook Library - 202 Meadow Hall Drive, Rockville, Maryland

Shows are now 1 month in length. 5 medium to large paintings, Contact person: Chris Lindy (240)-777-0240, christinelundy@montgomerycountymd.gov

Rockville Community Services Office - 30 Courthouse Square Rockville, Maryland

10-12 medium to large paintings, Contact person: Carlos Aparicio (240) 314-8303

Thomas Farm Community Center – 700 Falls Grove Drive, Rockville, Maryland

12-16 medium to large paintings, Contact person: Martha Coester (240) 314-8842

Marilyn J. Praisner Library – 14910 Old Columbia Road, Burtonsville, Maryland

10 small to medium or 5-6 large paintings (10 hanging chains), Contact person: Vera Ramaty (240) 773-9455

RAL BOARD OF DIRECTORS

| <u>Position</u> | <u>Name</u> | <u>Phone</u> | <u>e-mail</u> |
|--|-----------------|--------------|--|
| President: | Liliane Blom | 301-518-5312 | lilianeblom@aol.com |
| 1st VP/Show coordinator: | Marian Mackerer | 301-590-9437 | mackerer@comcast.net |
| Treasurer | Patricia Zannie | 301-962-8581 | patriciacollages@yahoo.com |
| Secretary | Fred Ruckdeshel | 301-320-3911 | krisfred1963@yahoo.com |
| Membership | Susan Dunnell | 301-949-1514 | dunnz@erols.com |
| Publicity/mkt. | Nadia Azumi | 301-538-0062 | nadia@nadiasilk.com |
| Newsletter editor | Susan Dunnell | 301-949-1514 | dunnz@erols.com |
| Program coordinator | Jorge Bernal | 301-523-4141 | jorgeluisbernal@gmail.com |
| Communications committee | VACANT | | |
| Open shows | Diane Jeang | 301-871-1589 | swinedoc@yahoo.com |
| Glenview member shows | Diane Jeang | 301-871-1589 | swinedoc@yahoo.com |
| Hospitality | Martha Campos | 301-266-4670 | ximenace@verizon.net |
| Historian | Patria Baranski | 301-424-6193 | |
| Web master | Noble | 301-661-2739 | noble@artofnoble.com |
| Founder, Hon. lifetime member | Eileen Mader | 301-762-6458 | |

