



RockvilleArtLeague.org

Vol. XXX No. 3

November 2020

**NEXT MEETING: Virtual Meeting: November 5, 7:00PM
Ally Morgan, “Animal and Watercolor Mixed Media Presentation and Demo**

Message from the President, Patrick Sieg

Dear Rockville Art League artists,

English writer, philosopher and art critic G. K. Chesterton wrote that “Rich colors actually look more luminous on a grey day, because they are seen against a somber background and seem to be burning with a lustre of their own. Against a dark sky all flowers look like fireworks.”



The pandemic continues and, while the actual weather is often sunny, thank goodness, I often feel like we are living through very somber and grey days.

And the many things we do in our lives including creating new works of art, attending a Zoom get

together and helping neighbors and friends (in a safely distant way) are the flowers that look like fireworks.” Or have the impact of a great wave.

Many of you were able to Zoom into our conversation about Hokusai’s “The Great Wave off Kanagawa” and the way Dr. Renee Sandell presented that work in the context of resilience and the pandemic certainly had an abundance of “lustre.”

One quote that Dr. Sandell shared has stuck with me (others did as well but especially this one)...Hokusai writes: “ From around the age of six, I had the habit of sketching from life. I became an artist, and from fifty on began producing works that won some reputation, but nothing I did before the age of seventy was worthy of attention. At seventy-three, I began to grasp the structures of birds and beasts, insects and fish, and of the way plants grow. If I go on trying, I will surely understand them still better by the time I am eighty-six, so that by ninety I will have penetrated to their essential nature. At one hundred, I may well have a positively divine understanding of them, while at one hundred and thirty, forty, or more I will have reached the stage where every dot and every stroke I paint will be alive. May Heaven, that grants long life, give me the chance to prove that this is no lie.”

This is such and meaningful thought on the importance of continual growth as an artist and as a person. We are not getting older we are getting wiser and better as long as we remember Hokusai’s words.

Another quote from Dr. Sandell's talk came from Marcel Proust. "The real voyage of discovery consists not in seeking new landscapes, but in having new eyes." This one also spoke to me as an artist in these times of change.



I am so grateful that my membership in the Rockville Art League gives me an opportunity to hear speakers like...

- Dr. Sandell speak about Hokusai, resilience and to view art in a different way.
- Dr. Stotland speak about Diego Velazquez and modern art in September.
- Michael Koren to share tips on how to photograph our artwork.
- Ally Morgan demonstrating how she brings animals to life in her art.

These are flowers that look like fireworks on a grey day.

Please renew your membership if you haven't already and to those who have renewed, thank you. You helped make these presentations possible.

Please note, later in this newsletter, details about our winter members juried art show. Artist and educator Katherine Nelson judged a RAL juried show a bit more than five years ago and we are lucky to have her back again. We will be recognizing artists with prizes, host an awards celebration via Zoom and the show will be virtual. The deadline for submitting your entries is Thursday, November 5. Please don't miss this date and with your participation, our show is going to be beautiful. Please enter your best work. (A number of our members have already submitted

their entries and the artwork is outstanding, as is always the case.)



Thank you all for being the life in our league. I am much looking forward to our juried art show and the many things happening through the Rockville Art League. I also look forward to hearing from you.

Please stay safe.

Sincerely,

Patrick Sieg

President, The Rockville Art League.

Rockville Art League 2020 Speaker Series

**"How to Photograph Your Artwork" by
Michael Koren**

Wednesday, October 21, 7pm - on Zoom* (a link will be emailed to members on Monday, October 19)

Please sign at 6:45pm.

Photographic artist Michael Koren will give a presentation on how best to illuminate and

photograph your artwork for online submissions for the Rockville Art League, etc. We encourage all artists no matter how comfortable you are photographing your work to join us on. He will also address how to rename and resize a photo for submitting work online and will provide important information on skills we all need for the virtual world. And this could prove very helpful for those submitting work into our RAL Juried Members' Winter Show.

Many of you may remember Michael Koren as one of our most popular speakers over the past several years. His clear instructions, user friendly tips and apps along with his great sense of humor are complimented by his artistic eye. There will be time for Q&A. Please join us! For those unable to join in, this presentation will be recorded.

Michael Koren is a free-lance sports and event photographer in the Baltimore Washington metro area specializing in youth sports game-time action and team portraits. Prior to this Michael worked professionally shooting model portfolios, corporate portraits, product photography for catalogs, and client advertising campaigns.

Michael's passion for photography is shared through his skill as a photography educator. Michael teaches classes at Montgomery College on a variety of photographic topics from mobile photography to street photography. He also teaches diverse subjects at Capital Photography Center including classes on smartphone, street and composition. Additionally, he has served as President, Director and Education Chair of the Silver Spring Camera Club in Maryland. He has led numerous seminars and workshops for local camera clubs, Ritz Camera, Calumet and the Washington School of Photography with topics ranging from beginner photography to hands on advanced level workshops and classes.

Visit Michael's website to learn more.

<https://www.michaelkorenphotography.com/>

November 5: Ally Morgan - Animal Portraits and Watercolor Mixed Media Presentation & Demo

(The format will be a video and the link will be sent out to members on this date.)



"This demo will be focusing on one of my favorite subjects - dogs! Working with a variety of materials to capture an accurate likeness and personality, I will start the painting with watercolors then move on to colored pencils and pens. I hope you all enjoy my techniques!"

Ally Morgan is an award-winning visual artist and art teacher working in Montgomery County, Maryland. In 2010 she received her BFA in painting from Salisbury University and she received her MFA in drawing and painting from Arizona State University in 2014. Since graduating Ally has been teaching in secondary education and most recently been she's been teaching the Yellow Barn Studio in Glen Echo and Greenhouse Studio in Leesburg. Ally is a member of the Rockville Art League, Montgomery Art Association and the Torpedo Factory Artists Association.

Ally is a mixed media artist, focusing on watercolors, pens, and colored pencils. Inspired by the lectures of the French philosopher Jacques Derrida, she explores the identity of the “Animal Other” as well as her own personal relationship with them. Derrida suggested that “the animal looks at us and we are naked before it... thinking perhaps starts here.” This statement about seeing the animal and the animal confronting our gaze of them has continued to lead Ally’s artistic investigation.

For more information, visit www.allyglowackiart.com

RAL Juried Members’ Winter Show

VIRTUAL SHOW

Opens

DECEMBER 6, 2020

Awards on Zoom: 2:30pm

Call for entries: deadline Thursday, November 5. *Online registrations only.*

Judge: We are honored that Katherine Nelson will jury our Rockville Art League Juried Members’ Winter Show. An artist, educator, juror, expat, traveler, and grain enthusiast, she earned her Bachelor of Science in Art Education K-12 from Skidmore College, NY in 1985 and a Master of Arts in Drawing from SUNY Albany in 1990. She is presently an Instructor of Drawing at The Columbia Art Center and has taught art to all ages in the past 25 years in both public and private schools. Katherine Nelson has taught drawing at The Yellow Barn Studio and has written curriculum for museum art education workshops in drawing. Her drawings/sculpture have been included in over one hundred and twenty-five combined exhibits

of solo, juried, and invitational shows in the USA and Europe. Please see her website for further details:

<http://www.katherinenelsonart.com/artist-bio>

Katherine Nelson will announce the award-winning pieces on December 6 at 2:30pm on Zoom. (A zoom link will be mailed out to members a few days prior.) The entire virtual show will be made available on our website and a recording of this presentation will be sent out to members.

Call Deadline: You will be asked to submit your work **online**. *Members in good standing* may submit up to 2 pieces of work for this show now through **Thursday, November 5**. No submissions will be accepted after the November 5 deadline. If your work was accepted into this show, you will be informed by November 24. Please *read all the information below* carefully before submitting.

Entry Fee: A \$10 show fee will be collected from accepted artists (not per piece).

Eligibility and rules: The following rules apply for all works entered. Each member **in good standing** may enter up to two pieces. For each piece you will need to submit a separate online JotForm. For each submission you will be required to submit an image of your piece on the online form. **Please rename** your image (jpg or jpeg) with your artwork’s title, prior to uploading it.

Although this is planned as a virtual show, the following requirements still apply:

- The maximum measurement of any framed side is **48 inches**.
- The **entries may not have been exhibited** previously in a RAL Juried Members’ Show.
- RAL retains the right to determine suitability of work for entry in this show.
- Work is to be submitted with the JotForm, online applications only. A submission of the

form constitutes that you agree to the terms of the show agreement stated below and included on the JotForm.

- **Sales:** As the Winter Juried Member's Show is to be virtual, there will be no commission to the City of Rockville. Artists may handle their own sales and any inquiries sent to the Rockville Art League juried show coordinator or the president will be forwarded to the artist. (If there is a safe opportunity for an exhibition at Glenview Mansion, then instructions would be sent out to accepted artists. And in the event of an actual show, the *City of Rockville* handles the sales and a 20% commission of works sold would be donated to the City of Rockville. You will see that referenced on the show agreement.)

Categories of Artwork Include:

- Oils and acrylics
- Watercolors
- Pastels, drawings, and hand-pulled prints
- Mixed media, collage, experimental, and original computer-generated art
- Photographs
- Sculpture and ceramics

Awards:

- Best in Show (cash prize)
- First, Second, Third in all categories (cash prizes)
- Honorable Mention at Judge's Discretion

Schedule:

- Open now until Thursday, November 5 - online submissions with JotForm entry
- **November 5 - deadline for all submissions**
- November 24 – acceptances sent out by this date
- December 6 – Judge Katherine Nelson presentation on award winning pieces on Zoom at 2:30pm. A zoom link will be sent out to members a few days in advance.

Online form: register your work *online*.

Submissions of up to 2 pieces per artist will be accepted by **Thursday, November 5**. One form per artwork.

The **Show Agreement** below is included on the JotForm. A submission of the form constitutes that you agree to the terms of the show agreement.

“I agree to the rules of the show as presented in the show call, that my entries are my original works and have not been accepted into a previous Rockville Art League Juried Members' Show, and I will not hold the Rockville Art League, Glenview Mansion or the City of Rockville responsible for any possible loss or damage to my entries. As with any show, I understand that all reasonable care will be taken in the handling of entries. I give RAL, Glenview Mansion, and the City of Rockville permission to use images of my artwork and publish them as appropriate. I acknowledge a commitment to donate 20% of the sale price of my work, if sold during a physical show at Glenview to the City of Rockville. If it remains virtual only, there will be no commission due.”

Please click on the JotForm to enter:

<https://form.jotform.com/202535076197155>

Please type in all information carefully and clearly. You will receive a response back from JotForm to the email you provide. This information will be used to contact you and to create the virtual show. Deadline for all entries is **Thursday, November 5**.

Questions regarding the show? Need help or support with the entry process?

Please contact:

Lisa Sieg: jshows@rockvilleartleague.org

Patrick Sieg: president@rockvilleartleague.org

Pandemic Paintings & Corona Creations



Ray Tully created his painting, “The Failed Hunt,” during the pandemic. It shows that even the wildlife can seem lost these days, but more likely due to habitat loss than to any human problems.



Here is an acrylic piece titled, “Garden of Eden,” by **Sarah Sohraby**. This painting was selected by Le Galériste, a Canadian company, to make “wearable art” that can be viewed at www.art-a-porter.com/sarah.sohraby



Sabiha Iqbal’s painting “Looking For...” is included in the show at the Athenaeum Gallery, Alexandria, A Moment in Time, A Very Weird Time through October 18th. Click on the gallery link and see the show virtually. <https://www.nvfaa.org/gallery>

Requirements:

- Please send one image of a piece of art that you have created during the pandemic. (It does not have to be about it, but it could.)
- You may include a brief comment or a title along with your name.
- Please share something you are proud of.
- If selected, your work would appear in the next newsletter.
- Please send to: Susan Dunnell newsletter@rockvilleartleague.org and Patrick Sieg president@rockvilleartleague.org

(Note: inclusion in the newsletter does not preclude work from being entered into our Juried Shows.)

Critique by
Penny Kritt

Sketchbook Memories

I'm sorry that I didn't start using sketchbooks much earlier in my artistic life. I assumed that they were just for drawing and that wasn't something I was good at yet. Thanks to a drawing class, sketchbooks are now a cherished part of my life. These books track my artistic thought processes, topics of interest and professional growth.

They show the mundane loose drafts and an occasional shopping list. But they also show fleeting subjects and those where I planned, reworked and refused to give up until the end product was *perfect*. Sketchbooks are old friends that know and keep our secrets. When I opened some today to choose images, the pages felt like they were also glad to see me, warm and slightly hesitant to turn to let me move to another page, wanting to linger at our favorite spots.

In Fig. 1 below, the subject was a formal Japanese garden and the first order of business was to decide what to include. Here are four quick versions on a single page.

Doing a portrait of it (taller than wide) was where I started, but you can see in the final little sketch there is also a landscape (wider than tall). They also laid out preliminary value (light to dark) plans.




Fig. 1

The large wooden door with a traditional ornament was a must. But it wasn't the center of interest, so you see the various amounts of contrast in its shape as it was paired with other elements. Most of the sketches had a large wall shape at the right edge to enclose the scene, but my favorite was the one in the lower left where the central rock had more room to *breathe*.

The focal point was the traditional raked sand that seems to sprout sacred rocks. The background was a bench in front of a wall. The next challenge was to figure out how decorative the background should be to support the circular pattern of the raked sand, not compete or overwhelm it.

The first image of a background would just be upright bamboo cane and the second had the bamboo as a horizontal wall. It also had a tree within the garden to add more depth. In the lower right image, the wall has a horizontal element decorated with traditional black ties and then topped with plain vertical bamboo cane.

For the image on the lower right, having more horizontal room was a place to experiment with more outer wall as well as what it enclosed. Each of these sketches only took a few minutes. But what I learned about building foregrounds, mid grounds and backgrounds has saved countless hours of experimentation with future compositions!

As you can see, this was done in 2014, and it never got any farther than this page. It is an image I use often in my classes as a reference of how to work out composition issues, but it's also one of those "acquaintances" that is nice to visit once in a while.




Fig. 2

In Fig. 2, the three quick sketches show tools as the subject matter. In the top image, calipers and other measuring instruments were hung on a pegboard. It was boring and random. The middle image was more cohesive and it was grounded by the wooden workbench, but it was still disorganized.

But with the bottom image (above), it got better because of the repetition of the black tool handles and their vertical orientation. Then using a horizontal bar to hang three tools on – that mirrored the horizontal workbench -- was even better.

But it wasn't close to good enough, and so as you see in Fig. 3 below, the subject matter turned from tools to people who use them. It wasn't going to be a portrait of a specific person, the focus was on the *action of using the tools*.




Fig. 3

The new goal was to use a variety of diagonals to move the viewer through the piece. At the bottom are quick sketches of ways to connect the arms and hands as well as what diagonal of the brim of the hat would send the viewer to that sweet spot. This was better, but not good enough.

The tools were too small, so in Fig. 4 below, the guy's now working on a different project, one

that used those diagonal calipers on a round bowl. The background had to be simple and light in value. It became clear that he'd disappear if he was caucasian!



Fig. 4

A figure on the left and looking to the right often directs the viewer out of the artwork. But in Fig. 5, this time, the focal point was the wheel's hub, so the angle of his cap sends you to exactly the right spot!



Fig. 5

In the end, the painting was about a bicycle tire and a wrench, not the guy.

I spent weeks working on sketches that started with a still life of tools and became something entirely different. Some might think this was a tortuous journey. In reality, it was the most entertaining – and educational – part of the process.

For online classes in digital art, contact Penny at 301/989-1799

<https://www.pennykritt.com/online-classes.html>

©Penny Kritt 2020

MEMBER NEWS

Ann Rossilli and **Penny Smith** are members of a small group of painters named the 7 Palettes. The 7 Palettes were scheduled to have a lengthy 'bricks and mortar' exhibition at Bethesda's Oasis Gallery, but the coronavirus intervened. They decided to improvise and offer their collectors and fans the opportunity to see their first ever virtual exhibition.

Visit the virtual show at:

<https://sevenpalettes.com/virtual-exhibition/>



During the last two months, **Howard Clark** developed and presented an online course on "Digital Photo Management" that was sponsored by Frederick Community College (FCC). For October, he created and presented "Getting the Best from Your Digital Camera." In November, he'll be presenting "Getting from Good to Great," which is based on a lecture that Howard presented to Olney Art Association back in July. All three of these courses, as well as a new one called "Introduction to Editing

Photos without Adobe Software,” have been scheduled for presentation through Zoom in FCC’s Spring Semester. (Howard likes the Zoom courses, because neither he nor the students need to commute to Frederick.) In addition to teaching, Howard has done a bit of creative photography, as seen in this “Lotus Leaf.”



Patricia Duproof is selling Rockville Spirit Goods to support our local Rockville Arts Organizations. She has flag masks, ties, mousepads, small carry bags, and more!



Visit and buy directly:
<https://www.pdubroof.com/rockville-spirit>.
She will be dividing the proceeds between a few organizations, including RAL!!! For more information or bulk orders, please contact, Patricia Duproof, artforyourwalls@gmail.com 301-641-6375.

Professional Fine Art Restoration and Repair

Have your Fine Art Oil or Acrylic Paintings and Antique Frames Restored or Repaired with Museum Quality Work. Over 30 years in Fine Art Restoration Experience. Studio located in Rockville, Maryland.

For a Consultation at No Cost or Obligation to you, contact:

Abraham Garcia

301-770-5015

abrahamdesigns@hotmail.com

www.AbrahamArtImpressions.com



The Compass Atelier
Art classes for beginners and experienced artists
Special workshops Study Abroad
Home of the revolutionary Master Artist Program



TheCompassAtelier.com TheCompassAtelier@gmail.com

Kritt Studio Classes

Penny Kritt’s
Classes you can take at home

Newly announced online classes!

Both traditional and digital courses are offered for all levels of students.

www.pennykritt.com/online-classes.html

For more info, call Penny at
301/989-1799



A Work of Art by Debra Halprin
Giclée Printing and Photography Service
Create Fine Art Prints of your Artwork
on Watercolor Paper or Canvas

Mastering the Fine Art of Giclée Printing

HalprinArt.com
301-910-4750

email: Debra@HalprinArt.com
in Rockville, Maryland



NEWSLETTER SUBMISSIONS

Is your art included in a show? Have other news you wish to share with RAL members? Please send your submissions by the **15th** of each month for inclusion in the next newsletter, to: newsletter@rockvilleartleague.org

GLENVIEW MANSION CONFERENCE ROOM SHOWS

Monday delivery and hanging: 12PM–2PM & 5-7PM/Sunday Gallery Opening: 1:30—3:30PM
 Monday Pick up: before 11AM

Glenview Mansion Schedule				
2020				
	Member(s)	Mon &/or Tues Deliver hours	Sunday Gallery Opening 1:30-3:30	Monday Pick-up
SEPT/OCT	CLOSED			
OCT/NOV	CLOSED			
DEC	RAL Winter Show	VIRTUAL		VIRTUAL
2021	Member(s)	Mon &/or Tues Deliver hours	Sunday Gallery Opening 1:30-3:30	Monday Pick-up
JAN				
FEB				
MARCH				

***Please note:** Glenview Mansion will remain closed until further notice and all shows scheduled for the 2020 fall season have been cancelled - and will be rescheduled once Glenview can safely open up again.

The following artists were scheduled for 2020 season and have had their shows cancelled or their requests cancelled:

- **Susan Frisbie**
- **Norda Kittrie**
- **Gloria Miotto**
- **Susan Dunnell**
- **Cathy McDermott**
- **Sue Moses**
- **Stephanie Gustavson**
- **Sarah Sohraby**
- **Richard Fisher**

These artists will have priority for Glenview shows in the 2021 season, with scheduling subject to re-opening. Please contact Diane Jeang at chickendoc44@gmail.com if you are on this list and request your preferred show dates if you have not already done so. Thank you.

Structure of Monthly Shows: Conference Room Shows run concurrently with Main Gallery Shows, opening and closing on the same dates. Reception is same date and time as Main Gallery Shows.

Opening Receptions: At least one platter of finger foods (cookies, crackers/cheese, veggies/dip) should be supplied by the RAL artist on the day of the opening reception. Cups/napkins/water is provided by the City of Rockville for opening receptions. The Mansion will be open 45 min. prior to reception for the artists to set up on the day of the opening reception. Artists in rooms 5 and 6 are responsible for hanging their shows but will have assistance on site as needed.

RAL Ongoing Show List

Currently all these venues are closed due to COVID-19 social distancing policies.

Twinbrook Library – 202 Meadow Hall Drive, Rockville, Maryland

Shows for the library run from 1st of the month to the end of the month for 1 month shows. 5 medium to large paintings, Contact person: Christine Lundy, 240-777-0252.
Christine.lundy@montgomerycountymd.gov

<u>Name</u>	<u>From</u>	<u>To</u>
Open	Oct. 1, 2020	Nov. 1, 2020

Thomas Farm Community Center – 700 Falls Grove Drive, Rockville, Maryland

12-16 medium to large paintings, Contact person: Melinda Norton (240) 314-8842.
email: mnorton@rockvillemd.gov

<u>Name</u>	<u>From</u>	<u>To</u>
Open	Oct. 15, 2020	Nov. 15, 2020

Marilyn J. Praisner Library – 14910 Old Columbia Road, Burtonsville, Maryland

10 small to medium or 5-6 large paintings (10 hanging chains), Contact person: (240) 773-9455, Vera Ramaty

<u>Name</u>	<u>From</u>	<u>To</u>
Open	Oct. 15, 2020	Nov. 15, 2020

RAL BOARD OF DIRECTORS

Name	Position	E-mail
Patrick Sieg	<i>President</i>	president@rockvilleartleague.org
Lisa Sieg	<i>1st Vice President</i>	jshows@rockvilleartleague.org
Vacant	<i>2nd Vice President</i>	oshows@rockvilleartleague.org
Vacant	<i>Program Coordinator</i>	programs@rockvilleartleague.org
Lisa Sieg	<i>Volunteer Coordinator</i>	volunteer@rockvilleartleague.org
Vacant	<i>Membership</i>	membership@rockvilleartleague.org
Rob Gale	<i>Treasurer</i>	treasurer@rockvilleartleague.org
Cathy McDermott	<i>Secretary</i>	secretary@rockvilleartleague.org
Susan Dunnell	<i>Newsletter Editor</i>	newsletter@rockvilleartleague.org
Liliane Blom	<i>Liaison Officer</i>	liaison@rockvilleartleague.org
Dave Allen	<i>Publicity/marketing</i>	publicity@rockvilleartleague.org
Eric Goss	<i>Communications</i>	communications@rockvilleartleague.org
Lisa Sieg	<i>Hospitality</i>	hospitality@rockvilleartleague.org
Diane Jeang	<i>Monthly Member Shows</i>	mshows@rockvilleartleague.org
Patria Baranski	<i>Historian</i>	historian@rockvilleartleague.org
Michael Auger	<i>Webmaster</i>	webmaster@rockvilleartleague.org
Eileen Mader	<i>Founder</i>	

Rockville Art League
 P.O. Box 4026
 Rockville, MD 20850

