



RockvilleArtLeague.org

Vol. XXIX No. 10

June 2020

**NEXT MEETING: Virtual Meeting: June 4, 6:30PM
Kris Loya: Marketing Yourself as an Artist in the Digital Age**

Message from the President, Patrick Sieg

Dear Rockville Art League artists,

2020 is a year that we will remember for a very long time.

And it is only the spring.

I hope and trust that all are keeping their social distance and staying safe.

Spring this year seemed to take her time getting established...more social distancing perhaps. But spring is now here and with it, the promise of new possibilities.

As an artist, it is possible to get outside (safely) and find inspiration for our art.

Perhaps an art lover and collector will find our work "online" through the RAL website and Instagram or individual artist's web sites and Facebook pages. (It would be nice if they also made a purchase and added to their art collection.)

It is also possible that as we shelter in place, we will focus on what we still have and not so much on what we are missing.

I promise to remain grateful for the essential workers who are helping so many.

While there is much unproductive talk these days (a sign of these unsettled times) I am grateful to see the unique ways people all over our nation are coming together to support each other.

And this spring brings the hope and promise that effective virus treatments are on their way and, sometime soon, we will see a vaccine for Covid.

Here is strategy that I have found helpful...when I find myself reaching for the TV remote to watch more news or silly talk on the tube, I instead put on my artist hat, pick up my charcoal and brushes and try to create something (and sometimes my pandemic paintings even work out). I promise that if you do this, it will make you feel better as well.

The timing of the virus and our spring members' show could not have been more challenging. However this show, as in past juried shows, includes beautiful, outstanding artwork. Many artists stepped up and entered the show, our online entry process was smooth and our judge, Ruth Lozner was thoughtful in her jury process. And then the pandemic caused everything go on hold.

Sometimes challenges lead to new and better. As a result of closures, and creative thinking, we

now have an active and beautiful Instagram account. Please follow the Rockville Art League on Instagram.

We have already published, our 2020 Spring Juried Member's Show as a virtual exhibit. The link is on our RAL website. Going forward, we believe that every juried show should have an associated virtual show to complement our exhibit in the Glenview Mansion Art Gallery.

The City of Rockville has offered us gallery time at Glenview Mansion during the month of July and, with the virus' permission, we will have the physical exhibit then. My fingers are crossed. And again, the show is beautiful.

Special and sincere thanks go to artist, photographer and emerging technical expert, Lisa Sieg, for pulling spring's virtual art show together and for populating our Instagram and updating our Facebook page. All of these are timely, beautiful and well executed.

A big thank you to the RAL board for their support and work as we move forward as an art league.

Since safety is paramount, we have made the difficult decision to cancel the June RAL meeting. Our speaker, Kris Loya, has agreed to capture her talk, "Marketing Yourself as an Artist in the Digital Age," electronically and make it available to members. Please look for that in early June.

The Glenview Mansion is closed until at least May 29th and right now, the gallery is scheduled for painting and other needed maintenance during the month of June.

We are looking for ideas on how RAL can stay engaged and relevant to our members during all of these safety closures.

Social media engagement is one way. Virtual meetings and on-line exhibits are others.

Please let us know if you have suggestions for more things that we can do, together, to enhance

RAL. We value your opinions and ideas and our volunteers. We would much appreciate hearing from you.

Speaking of spring and possibilities, I foresee a time in the not distant future when we can get together in person for exhibits, presentations and comradery. At some point we will look back at 2020 and know that the creative work we did during these unprecedented times made a real and meaningful difference.

Please stay well, safe and hopeful.

Patrick Sieg
President, Rockville Art League

Rockville Art League 2020 Speaker Series

Marketing Yourself as an Artist in the Digital Age

Our June 4, 2020 presentation will be virtual only

A link will be emailed out to members the first week of June. Please watch for it. We are delighted to have our judge from the *RAL Juried Members' Winter Show*, Kris Loya, prepare a video for us on the important topic of how to market yourself in the digital age. The timing couldn't be better. With a plethora of online platforms and services demanding our attention, Kris Loya will help you navigate the digital space to find the platform that will be most comfortable and productive for you to use so that your work can be seen by a worldwide audience. She will discuss:

- **Social Media Platforms** with a focus on creating specific content for Instagram and Facebook
- **Posting** - why, when and how
- **Marketing** your online events
- **Online galleries**
- **Your artist website.**

RAL JURIED MEMBERS' SPRING SHOW 2020

MAY 18 – JUNE 28

Virtual Only: rockvilleartleague.org



We hope this finds you well and in good spirits. Congratulations to all artists accepted into our Juried Members' Spring Show. Thank you to everyone for sharing your artistry. Nothing boosts the spirit more than art! We appreciate your patience and flexibility as we navigate the changes brought on by the pandemic.

Please note the following **important changes** to our spring schedule:

- Our **Juried Members' Spring Show** **will be virtual**. A link will be available on our website beginning **the week of May 18** as well information listed as *Spring Show 2020*.
- Additionally, the City of Rockville is helping to promote our virtual exhibit via social media, the City's website, Rockville Channel 11, and other promotional venues.
- Also, works from the show will be posted on the Rockville Art League Instagram page daily. Please follow us. For those not on Instagram, an easy way to view our page is to click on the small Instagram logo (camera) at the bottom of the RAL website.

For the month of May and June, **we will NOT** meet as a group in person:

- Glenview Mansion is currently closed through May 29.
- The June 4 members' meeting **will be virtual ONLY** and a link will be sent out to all members the week of June 4 for the presentation on "**Marketing Yourself as an Artist in the Digital Age.**"
- The *walk-through with the judge on June 18* and the *closing reception on June 28* are **cancelled**.

The City of Rockville has offered that as conditions improve, an in person physical show would be allowed for our **Juried Members' Show at Glenview Mansion from July 5 – July 31**.

- If this is the case, we will communicate more details about the exhibition as we know them.
- A walk-through with our judge Ruth Lozner may *potentially* be rescheduled during this time.

Please know we have everyone's safety in mind and as things need to change due to safety regulations and considerations, we will pass them on to you.

In the meantime be well, stay safe and keep creating. The pandemic paintings and corona creations we have been seeing from our artists on social media have been wonderful.

If you have questions, please contact:

Lisa Sieg jshows@rockvilleartleague.org or Patrick Sieg president@rockvilleartleague.org

Ruth Lozner's Judge's Statement

What an absolute pleasure it was to have judged the Spring 2020 Members' Show! While reviewing the work, it struck me that all of these artists possess an enviable and wonderful gift to artfully express their own unique vision of life around them --of their homes, their travels, their friends, their treasured objects, their interior thoughts and feelings. All artists choose subject matter that somehow calls to them. For me, and for any viewer, it is a privilege to peer into that individual's experience of that call by seeing its visual expression in their artwork.

The art submitted presented a gloriously wide range of subject matter, styles and techniques. Indeed, that is the strength of an exhibition such as this and I look forward to seeing all the artwork in person. (Along with everyone, I suspect, I do so hope there might be an actual gallery show and not just a virtual one!) I was thoroughly impressed by the overall mastery of the medium, the thoughtful compositions, the competence of techniques, the inherently interesting subjects, and the grasp of light and color.

I send my hearty congratulations to all the artists—well done!!

~Ruth Lozner

Critique by Penny Kritt

Designing Digital Brushes

For those of you who say you will never use a digital art *anything*, okay! But before you choose to skip the rest of this article, read on anyway to learn about one traditional artist's gradual acceptance of new tools.

With an app, if I can't decide whether to paint a shadow with burnt scarlet or burnt orange, I test them both. It provides the freedom to experiment, including trying brown or purple, or whatever else might create a "painterly" quality. It's also convenient to select a brush that already had the soft edges required to gently apply the shadow.

Although you may not use any photo/art apps on your computer (or laptop, tablet or phone), they are probably already there. If you don't know what to look for, just open any app that will let you create and modify images.

Somewhere in the app, you'll see an icon of a paintbrush like Fig. 1 below.



Figure 1

Since you are reading this newsletter on one of those devices, you have my permission to take a quick peek to check – *but hurry back!* Once you've opened an app, click on the paintbrush icon. You'll probably get something like the box in Fig. 2 below. It should have the same basic functions. Somewhere on the screen you'll see a place to choose a brush style (and a separate place to select the color you want). It will show what the brush looks like. There are two sliders below the brush image that let you choose how wide the brush will be and its opacity. Moving the size slider makes the brush stroke wider; the opacity slider to the left is like adding water or medium to get a lighter value. The settings on the right (Mode/Brush Settings) are where the fun really starts and they are discussed next.

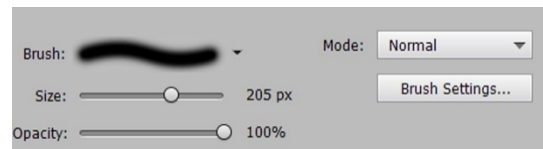


Figure 2

A digital brush is like a stamped image on a roller. If you begin with an image that is a plain circle or a box, moving your brush repeats them close together and makes a line. Choosing – or making your own -- irregular shape will give you a lot of variety in the marks it makes. More on than below.

Some apps that use brushes also have a control panel that looks something Fig. 3 below. You get to select a stamp and then *modify how it repeats to make a brush stroke.*


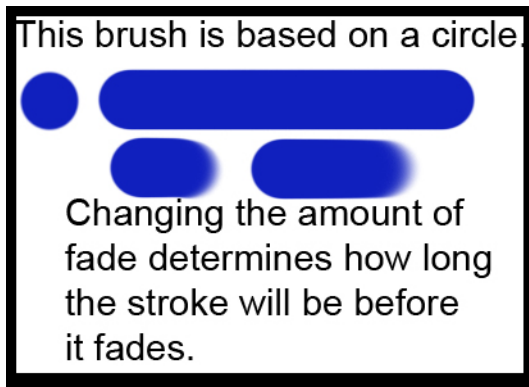


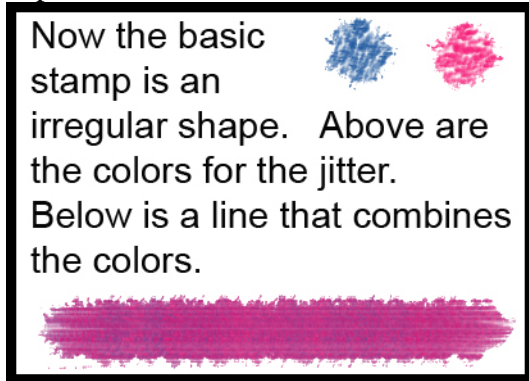
Figure 3

Each of the settings works independently and the possible combinations are endless. Don't be overwhelmed; you can selectively choose to change what a brush does.

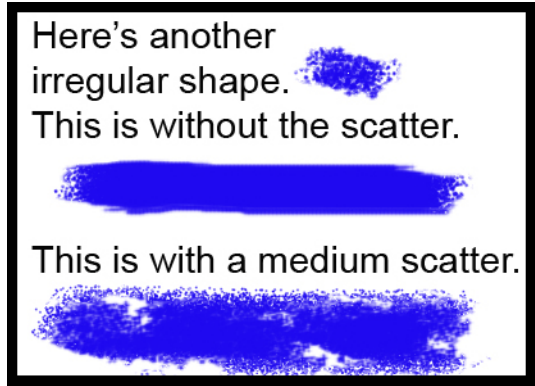
Fade: This usually lightens and shortens the beginning and/or end of a brushstroke.



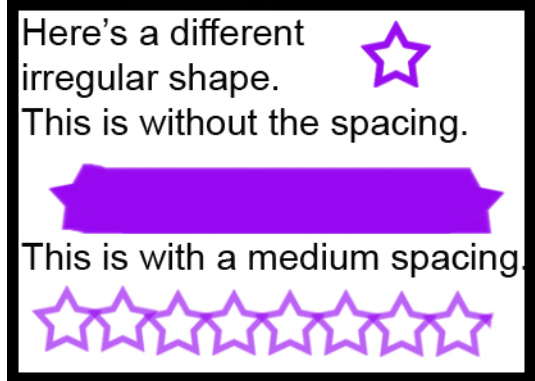
Hue Jitter: The place where you select the color of your brush often has two options. While you usually only want one color, adding a second can give the effect of a double-loaded brush. The amount of jitter explains the relative amount of each color.



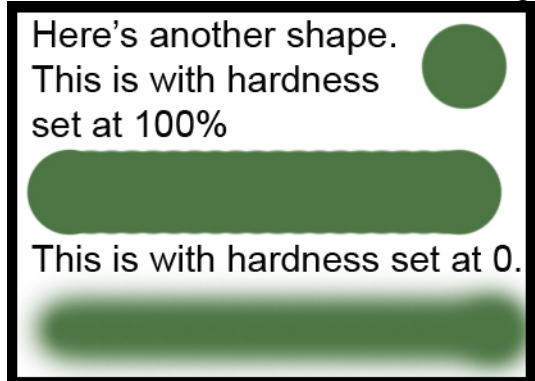
Scatter: Now imagine that all of those copies of the "stamp" are spread both to the left and right of a center line. It will give a more random look.



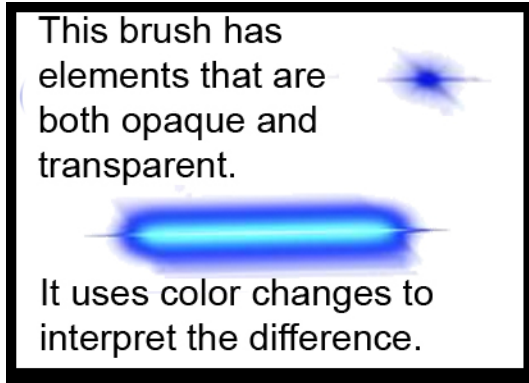
Spacing: Similar to "scatter", this separates the images front to back, not side to side.



Hardness relates to the outer edges of the image. The less hardness, the more the line will look like a brushstroke with soft edges.



And when you choose a stamp that has elements that aren't all opaque, all kinds of unexpected things can happen.



If you found this helpful and created your own brushes, send me a jpeg. I'll include them in the next column.

For online classes in digital art, contact Penny at 301/989-1799

<https://www.pennykritt.com/online-classes.html>

©Penny Kritt 2020

Below is a little video I made with that will show you a few brushes I've modified. (This function was included in the \$10 Procreate app (Apple products only).

<https://www.pennykritt.com/onlinevideos.html>

This brings us to the question of what you should do with all this information. Honestly, the answer may be "Nothing". Perhaps you'll fiddle around with some changes and then get bored with them. But maybe you'll finally find the key to doing an abstract that's always been not quite ready to commit to paper. Or modifying a brush will show you how to simulate a texture that you haven't been able to duplicate.

I'm always seeing things that might be used in a design, but maybe not for a long time. Having an easy way to recreate a color, a texture or lighting condition makes things sooooo much easier. Now instead of searching through scraps of paper looking for a sample made long ago, there's a digital folder that has everything -- neatly labeled -- in one place.

MEMBER NEWS

Lily Kak has crafted handmade masks out of colorful fabric she acquired on her travels and donated 50 of them to Suburban Hospital and more to family members, friends and neighbors, construction workers and community members. She would also like to offer them to members of the Rockville Art League at no charge. Please contact Lily Kak, if you would like to find out more or order one. Her contact information is on her website <https://www.lilykakart.com> and please take a few moments to look at her inspiring watercolors "Heroes Work Here" and "One World Alone Together."

Many thanks for Lily to her generous gesture and her beautiful art.






Eleanor Tanno's painting, "Rock Creek Trail Luminance," was juried into in the 2020 Garrett Park Invitational at the Penn Place Gallery at located in Garrett Park at 4600 Waverly Ave. The show was postponed and will now run June 14-July 11, 2020.



One of **Patricia Zannie's** collages from the "Fauvist Landscape Series" has also been juried into the 2020 Garrett Park Invitational Show.



Mike Kuchinsky has two works included in the: 2020 ANNUAL JOSEPH MILLER ABSTRACT PHOTOGRAPHY EXHIBIT MAY 2 – MAY 25, 2020. Online only on <http://nvacc.org/home/10th-annual-joseph-miller-abstract-photography-exhibit/#jp-carousel-212341>



Professional Fine Art Restoration and Repair

Have your Fine Art Oil or Acrylic Paintings and Antique Frames Restored or Repaired with Museum Quality Work. Over 30 years in Fine Art Restoration Experience. Studio located in Rockville, Maryland.

For a Consultation at No Cost or Obligation to you, contact:

Abraham Garcia

301-770-5015

abrahamdesigns@hotmail.com

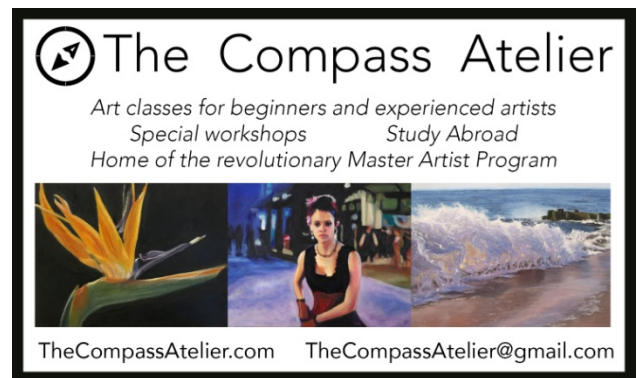
www.AbrahamArtImpressions.com



“Vantage Point: Paintings by **Sally Davies**” was scheduled to run from Feb 20 – May 23, and of course, the Artist Reception in March was cancelled....but they made a virtual tour of the exhibit just before it closed. Here’s the link to the gallery tour:

<https://www.marylandhall.org/exhibitions/vantage-point-paintings-sally-davies>

This is a large exhibit of 50 paintings, and many feature the ballet. Inspired by Degas, Davies sat in on the Ballet Theatre of Maryland rehearsals at Maryland Hall to sketch the dancers on stage and behind the scenes. Her goal was to explore how shapes, pattern, and color influence the perception of movement and time.



Kritt Studio Classes

Penny now offers online interactive classes.

- *Shapes and Colors
- *Designing Abstracts
- *Creating Art with Digital Layers
- *Composition Class
- *Using Digital Brushes
- *Critiques
- *Water and Rocks
- *Digital Lettering
- *Painting and Drawing Metal

Register at
www.pennykritt.com/online-classes.html


Call Penny at
301/989-1799
for more info

Advanced Groups and Private Lessons
For more info: call Penny at 301/989-1799

NEWSLETTER SUBMISSIONS

Is your art included in a show? Have other news you wish to share with RAL members? Please send your submissions by the **15th** of each month for inclusion in the next newsletter, to: newsletter@rockvilleartleague.org



	<p><u>A Work of Art</u> by Debra Halprin Giclée Printing and Photography Service Create Fine Art Prints of your Artwork on Watercolor Paper or Canvas</p> <p><u>Mastering the Fine Art of Giclée Printing</u></p> <p>HalprinArt.com 301-910-4750</p> <p>email: Debra@HalprinArt.com in Rockville, Maryland</p>
---	--

GLENVIEW MANSION CONFERENCE ROOM SHOWS

You can show your artwork in Glenview Mansion for one month if you have received a 1st, 2nd, 3rd or honorable mention award in an RAL juried show. Artists may have both rooms to exhibit in if a second artist doesn't sign up for the same month within two months of the show's start date. The receptions at Glenview mansion are 1:30-3:30 PM on the Sunday after hanging. Preferred drop off and pick up times for Glenview Shows are from 9 am to 12 noon. Drop off/pickups are Mondays (unless a holiday). If you are unavailable on the date for pickup, please arrange for someone to pick up for you. There is no room to store your artwork at the Mansion. If you are unable to drop off/pick up on the assigned dates and you can't find someone else to drop off/pick up for you, please choose a month in which you can make those dates.

For artwork delivery, please unwrap your work and take the wrappings with you. Please bring pliers (needle nose are easy to work with). You may use the hand truck that is at the Mansion to move your artwork from your vehicle. There is no staff at the mansion available to help you move your artwork into the conference rooms. You are responsible for hanging your own artwork, with help from the Mansion staff. If you don't have labels for your work, please fill out the RAL cards that will be available. If you print your own, print them on card stock. Do not use the sticky Avery labels, unless you adhere them to foam core or card stock. **Contact Diane Jeang, Glenview Member Show Coordinator, (301) 871-1589 or chickendoc44@gmail.com with questions.**

Monday delivery and hanging: 12PM–2PM & 5-7PM/ Sunday Gallery Opening: 1:30—3:30PM
Monday Pick up: before 11AM

Glenview Mansion Schedule 2020				
	Member(s)	Mon &/or Tues Deliver hours	Sunday Gallery Opening 1:30-3:30	Monday Pick-up
MAY/JUNE	RAL Spring Show May 18-June 26	Virtual only	Virtual only	Virtual only
	Gallery Show*	June 29-30*	TBD	August 3*
JULY	Suzanne Frisbie/ Norda Kittrie	June 29-30*	TBD	August 3*
AUG/SEPT	Gloria Miotto	August 3-5	August 9*	Sept. 14
SEPT/OCT	Susan Dunnell/ Cathy McDermott			
OCT/NOV	Stephanie Gustavson/ Sue Moses			
DEC	RAL Winter Show			
2021	Member(s)	Mon &/or Tues Deliver hours	Sunday Gallery Opening 1:30-3:30	Monday Pick-up
JAN				
FEB				
MARCH				

***Please note:** All dates are tentative as we navigate the changes brought on by the corona virus.

For additional information for members hanging in the conference rooms, please refer to the RAL web page: <http://www.rockvilleartleague.org/glenview.pdf>. At least one platter of finger foods (cookies, crackers/cheese, veggies/dip) should be supplied by the RAL artist on the day of the opening reception. Cups/napkins/water provided by the City of Rockville for opening receptions. The Mansion will be open at 1 pm for the artist on the day of the opening reception.

Artists in rooms 5 and 6 are responsible for hanging their shows but will have assistance as needed.

RAL Ongoing Show List

Twinbrook Library – 202 Meadow Hall Drive, Rockville, Maryland

Shows for the library run from 1st of the month to the end of the month for 1 month shows. 5 medium to large paintings, Contact person: Christine Lundy, 240-777-0252.

Christine.lundy@montgomerycountymd.gov

<u>Name</u>	<u>From</u>	<u>To</u>
Open	July 1, 2020	Aug.1, 2020

Thomas Farm Community Center – 700 Falls Grove Drive, Rockville, Maryland

12-16 medium to large paintings, Contact person: Melinda Norton (240) 314-8842.

email: mnorton@rockvillemd.gov

<u>Name</u>	<u>From</u>	<u>To</u>
Open	June 15, 2020	July 15, 2020

Marilyn J. Praisner Library – 14910 Old Columbia Road, Burtonsville, Maryland

10 small to medium or 5-6 large paintings (10 hanging chains), Contact person: (240) 773-9455, Vera Ramaty

<u>Name</u>	<u>From</u>	<u>To</u>
Open	June 15, 2020	July 15, 2020

RAL BOARD OF DIRECTORS

Name	Position	E-mail
Patrick Sieg	<i>President</i>	president@rockvilleartleague.org
Lisa Sieg	<i>1st Vice President</i>	jshows@rockvilleartleague.org
Vacant	<i>2nd Vice President</i>	oshows@rockvilleartleague.org
Nighat Ahmed	<i>Program Coordinator</i>	programs@rockvilleartleague.org
Lisa Sieg	<i>Volunteer Coordinator</i>	volunteer@rockvilleartleague.org
Paula Zeller	<i>Membership</i>	membership@rockvilleartleague.org
Rob Gale	<i>Treasurer</i>	treasurer@rockvilleartleague.org
Cathy McDermott	<i>Secretary</i>	secretary@rockvilleartleague.org
Susan Dunnell	<i>Newsletter Editor</i>	newsletter@rockvilleartleague.org
Liliane Blom	<i>Liaison Officer</i>	liaison@rockvilleartleague.org
Dave Allen	<i>Publicity/marketing</i>	publicity@rockvilleartleague.org
Eric Goss	<i>Communications</i>	communications@rockvilleartleague.org
Lisa Sieg	<i>Hospitality</i>	hospitality@rockvilleartleague.org
Diane Jeang	<i>Monthly Member Shows</i>	mshows@rockvilleartleague.org
Patria Baranski	<i>Historian</i>	historian@rockvilleartleague.org
Michael Auger	<i>Webmaster</i>	webmaster@rockvilleartleague.org
Eileen Mader	<i>Founder</i>	

Rockville Art League
 P.O. Box 4026
 Rockville, MD 20850

