



RockvilleArtLeague.org

Vol. XXIX No. 6

February 2020

NEXT MEETING: Thursday, February 6, 6:30PM
Speaker: Ruth Lozner, "How to Talk about Your Art"

Message from the President, Patrick Sieg

Dear Rockville Art League artists,

We are now into the early part of the new decade...whether it will be "the roaring 20s" has not yet become apparent. I hope it is especially if roaring equals fun.

At this time of year, we may think about "resolutions."

I frankly don't care much for resolutions especially the ones that are soon broken (and that would be many of them).

When I think of resolutions I think about fixes to things that perhaps aren't or shouldn't have been broken to start with...exercise more (because I've enjoyed too many treats over the holidays) or save money (because we just came out of the holiday season and I spent more money than perhaps I should have). And if a resolution is met and the problem fixed, then what?

Perhaps it is better to think about establishing new positive habits as we ease into a new year or saying goodbye to some bad ones. Forming a positive habit, versus concentrating on a goal is great because habits become "automatic" and continuing and may actually rewire our brain.

Charles C. Nobel said, "First we make our habits, then our habits make us."

Because I am an artist, there are things that I do regularly in support of my art practice. I paint most days and I plan to continue doing that. It is a habit that brings me joy and feeds my creativeness.

And I would like to try establishing a new habit concerning my art. Specifically, each day, I plan on observing ordinary things in my life (landscape vistas, architectural constructs, people) in a new and artistic way. I plan to ask myself three questions about each observation:

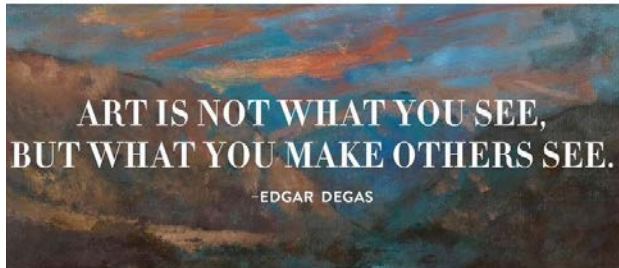
1. What shapes do I see especially in the negative space (for example, not only a tree but the patches of sky around and through the leaves)?
2. How could I arrange this view to produce an interesting and even more interesting composition?
3. Which colors on my pallet might be combined to produce the colors I am observing and which colors can enhance the composition I am envisioning?

To start, I will do this a minimum of three times per day and with luck there will be many more opportunities.

I hope that this "artist's observation" habit will become a keystone habit, i.e., one that will have an even wider influence. If I am successful then I am likely to create more (inspired by my

observations), learn more (practice my technique) and understand how other artists convert their observations into artwork (more museum visits and more art study).

Degas famously said that “art is not what you see but what you make others see.” That is true and profound, but it must start at having an artistic vision.



Looking ahead, February will offer new opportunities:

- Artist and educator Ruth Lozner will kick off our new year on February 6 with a presentation on speaking about our art. I believe we can all be better at that and hearing the perspective of an expert will pay great dividends. At a minimum it may make my newsletter messages better...one can only hope. I am much looking forward to her talk.
- Our RAL Winter Juried Show has been extended and combined with the Rockville Student Juried Show. Many of us will keep our work on exhibit and several rooms will be dedicated to a talented group of young, emerging artists. The opening reception will be on Sunday, February 2, and all are invited.
- Many RAL artists are on display at Strathmore's "Home" Art Show through February 23. Additionally, the exhibition "Building Bridges: Connecting Our Global Routes" at Bohrer Park has more than a few members on display. The work is breath-taking and please visit and support your fellow RAL members (and many other artists from all over the area).

It is not too early to begin thinking about our spring members' show. May will be here before we know it and I know Lisa is already in the planning stage for this event, details expected next month.

If you have won an award in one of our members' shows then you qualify for a spot in one of our Conference Room Shows in room 5 or 6 of the mansion. There are a few slots still available for 2020 and if you are interested, then please contact Diane Jeang who schedules these. Specifically, we have an open slot in March and also in April, please see the schedule later in the newsletter.



The days are already getting longer and the light and “atmosphere” is uniquely beautiful this time of year. I hope you will step outside to experience this. But if the weather is prohibitive, then what better way to stay warm than working on your art in the comfort of your studio or to get inspired by a visit to a museum or gallery (it is warm in there as well).

Thank you for supporting our league and I look forward to seeing you all soon in 2020.

Sincerely,
Patrick Sieg
President, The Rockville Art League

Rockville Art League 2020 Speaker Series

Feb 6th, 2020

Ruth Lozner

Talk about, “How to talk about your Art”



Ruth Lozner received a BFA from Carnegie-Mellon University, and a MFA from American University. She has held faculty positions at the University of Maryland, College Park, Parsons School of Design, New York, and the University of the Arts, Philadelphia. She currently holds the titles of Professor Emerita from the University of Maryland and Fellow of the Royal Society the Arts, UK. While her professional as well as academic career has encompassed painting, editorial illustration, film and print art direction, for the last 15 years she has focused her passion, imagination and energies on assemblage sculpture and collage. More recently she has embarked on new conceptual directions while collaborating with other artists to achieve her goals. In addition, she is an education consultant, lecturing and giving workshops to artists and designers on a variety of subjects including “The Creative Process and the Art of Brainstorming,” “Innovative

Design Thinking Methods,” “Visual Literacy,” and “The Intersection of Design and Art Throughout History.”



March 5th, 2020

David Allen

Talk about Abstract Art

April 2nd, 2020

Kris Loya

Talk about social media artists, artist statement and getting into juried shows.

RAL Membership FAQs

Q: Why should I join/renew?

A: Your dues support the programming, exhibition opportunities, and other benefits that help make RAL a thriving community of artists.

Q: How do I know if my dues are up to date?

A: RAL’s membership year is September 1-August 31. The online Artists page cannot always be current, so if you’re unsure of your membership status, please email membership@rockvilleartleague.org before paying.

Q: How do I submit my dues?

A: Thank you for your support! You can pay via PayPal or check:

- Pay \$40 via PayPal. Go to “Membership” at <http://www.rockvilleartleague.org/> and click “Pay Now.”

OR

- Mail your \$40 check, payable to Rockville Art League, to:

Paula Zeller, RAL Membership

Chair

627 Crown Park Avenue
Gaithersburg, MD 20878

We warmly welcome our newest member,
Cecile Kirkpatrick.

11:30am-1:00pm and 5:00-6:30pm. We are happy to report that to date, 4 pieces in the current show have sold.

The exhibition will then be tweaked to accommodate the aesthetic and will continue to be a beautiful show. Please invite your friends, family and community to see the show. (Hours of Glenview: M,T,W,F 9-4:30 and TH 9-9; closed on official holidays.)

Also on display: the **Rockville Student Art Show**, the work of talented young artists in grades 6-12 who live or attend school within the corporate limits of the City of Rockville will be exhibited in rooms 3 and 4, February 2-21. *Opening reception* for both shows will be on **Sunday, Feb. 2, 1:30-3:30 pm.** Be sure to mark your calendars and come out and support our local artists.



**RAL Juried Members' Winter Show
Extended:
December 8 – February 21
Glenview Mansion**

Congratulations to all artists in the *RAL Juried Members' Winter Show*. The show is amazing, thanks to your artistry. Good News: **this show will be extended through February 21** (with pick-up on Monday, February 24, 11:30am-1pm and 5:00-6:30pm). All but 26 pieces of the current show will remain on display at Glenview. If you are one of the artists who does need to pick up your work as previously arranged, please do so on **Monday, January 24,**



Critique by Penny Kritt

Paint What You See

Students often ask me how to paint a particular object, a tree, a silver teapot, a cherished pet or maybe a portrait of a loved one. What they want is a recipe, a simple, step-by-step list of what they need to do to recreate that exact thing.

While that's certainly possible, the better question is "how can I reproduce *any* object?" That answer is a little more involved, but it's a lot more useful. With it, an artist can always break something down into color shapes that fit together to create the larger whole object. Think of it as your own unending supply of jigsaw puzzles. When working from a photo, you even have the advantage that the pieces are always turned in the right direction!

With a little practice, you'll make the transition from seeing what you know is there to actually *recreating what you see*. Then with repetition, there's the additional benefit of recognizing what should always be there. That in turn will eventually enable you to paint or draw it from memory.

For example, you don't have to be a famous chef to know that making a cup of tea requires hot water, a teabag and a cup. Maybe you'll also want sugar, milk or lemon and a spoon. Perhaps you'll have a fancy cup and saucer or just a chipped mug. What about a napkin and a plate with some cookies? Will there be a shiny silver teapot and a tea strainer? But the hot water, teabag and cup will always be there. The rest are optional and you can use your artistic license to personalize the composition.

When creating two dimensional work, you just have shapes. That's it. Of course,

within those shapes, there are value changes (light to dark) as well as color and temperature (warm, cool and neutral) changes. If you find that your work looks flat, like a coloring book, or maybe somehow it's become an abstract, you didn't pay close enough attention to the edges of those shapes/colors as one becomes another. In the examples below, the hard edge is well defined. With the soft edge, there's almost a little smudge as one color transitions to the next. With the gradual edge, the change is spread over a much larger area and is more subtle.

Hard edge



Soft edge



Gradual edge



Grab a sketch book and a pencil for a quick experiment. Let's see how many details you can spot.

Below are two plain gold rings. Before reading the rest of this article, draw the rings. Add as many details as you see for each one. Here's a hint. The upper ring was made from a tube, but the lower ring was made from a solid strip of metal that was bent into shape.



Since you're just using a pencil, here's a grayscale version to make it easier.



Now compare your drawing to the images above. Did you see – and duplicate – how the lower ring actually wasn't round? Did you see that it was angular? And did your drawing reflect that? If it wasn't in your drawing, it was because you didn't have a hard enough edge running vertically between each segment.



If that happened, your drawing looks like the one below. Or maybe it doesn't.



Did you catch that the upper ring had the top and bottom rounded whereas the lower ring's top and bottom edges were flattened and ran horizontally? If you saw it, good for you! Maybe you saw it, but you couldn't figure out how to show the difference.

Look at the inset below. On the upper ring, there are gradual changes in value as the tube rolls both horizontally and vertically. The ring has both light and dark values caused by reflections off its surface.

On the lower one, the band has a hard edge where the horizontal surface changes to vertical.



What it doesn't do is address the larger issue of *what makes a good composition*. But that's different subject for another time.

If you'd like a gentle critique of your work, email me a photo at pennykritt@aol.com.
For classes or private lessons, contact Penny at 301/989-1799

©Penny Kritt 2019

MEMBER NEWS

Elizabeth Steel is very pleased that two of her Statue of Liberty paintings have been selected for inclusion in the City of Gaithersburg's show, "Building Bridges, Connecting Global Roots." Location will be the Activity Center at Bohrer Park, 506 South Frederick Avenue, and the exhibit will run January 24-March 30, 2020. The reception will be on January 30, 7 to 8:30 pm.



Two of **Howard Clark**'s photos (Himeji Castle and The Staircase) are included in an exhibition on "Building Bridges: Connecting Our Global Roots."



Six of **Lily Kak**'s paintings have also been selected for the City of Gaithersburg's show "Building Bridges, Connecting Global Roots."

"A Street in Fes, Morocco" by **Chris Luckman** is included in the same exhibit.



Alliance. The first exhibit, which includes his Photo "Antietam Battlefield – Maryland Monument" opens with a reception on January 16 at Maryland Hall in Annapolis. The exhibit continues until February 19.



The second show is at the MD State House of Delegates, also in Annapolis. It opens on February 3 and continues until April 10. His photo of "The Portal" will be on exhibit in that show.



Building Bridges
Connecting Our Global Roots
at
The Activity Center at Bohrer Park
January 24—March 30, 2020
Reception: Thursday, January 30, 7-8:30PM

Adler—Anderson—Bendersky—Clark—Constant Robinson—Dell’Aria—Eisenberg—Gupta
Johanson—Kak—Koren—Kuchinsky—Luckman—McDonald—Mandel—Markulis—Mayer—Phillips
Rosenbaum—Schiminger—Steel—Stowe-Sinkler—Treadaway-Hoare—Weiblinger—Zoob

Featured artist *Magruder Murray*

Activity Center
at Bohrer Park
506 S. Frederick Ave.
Gaithersburg, MD
301-258-6350

Gaithersburg
GaithersburgMD.gov

Howard Clark's work will be included in two shows managed by the Maryland Photography

The Compass Atelier runs a 3-year program of study called the Master Artist Program (MAP). The 21 students of the MAP's class of 2020 – including eight RAL members – will present their Thesis Exhibition from February 7-27, across all three galleries at Artists & Makers Studios in Rockville. Everyone is invited to attend the opening reception on Friday, February 7, from 6-9 pm. The galleries are open Tuesdays through Saturdays from 10 am to 4 pm.

More information is available at TheCompassAtelier.com/news-events.



The RAL members in the MAP 2020 graduating class are **Seth Campbell, Frank Cantrel, Jacob Elbaz, Barbara Enyeart, Joanne Lamm, Karen Lantner, John Weber, and Paula Zeller.**

Lily Kak's art—*Girl Power* and *Cherry Blossom Dance*—have been curated into the City of Gaithersburg's exhibit, "Let's Dance," at Kentlands Mansion, during January 17 -March 9, with a reception January 25 at 1-3 pm.

Let's Dance!
January 17-March 9, 2020
Artists Reception Saturday, January 25th, 1-3:00PM.
Featured artist Allen Bentley

Rocio Ayala
Allen Bentley
Lily Kak
Frank Mancino

Magruder Murray
Lynne Oakes
Pritha Srinivasan
Lis Zdravec

Kentlands Mansion
320 Kent Square Rd
Gaithersburg, MD
301-290-6425

Gaithersburg
GaithersburgMD.gov



Tom Hankins and Isabella Martire shared Best Prize for Oil/Acrylic in the 25th Annual Friends of the Yellow Barn Member Show in Glen Echo, MD.



Angela Lacy's, "Snow in NYC," is showing until February 2 at the Torpedo Factory Art Center.



Patrick Sieg's painting *Tall Trees, Morning Light* is going into an exhibition at the Mansion at Strathmore titled "Home." The exhibit runs to February 23, 2020.

Nighat Ahmed's Oil and Watercolor paintings and prints are on display at the Mayor's Office, City of Rockville from until March 1, 2020.



Barbara Bell's solo exhibit of her watercolors, WARM IT UP, is at the Winer Family Gallery at Shaare Tefila Congregation, 16620 Georgia Avenue, Olney, MD 20832. The show runs through March 2 and is open during regular business hours.



"Florida," by Barbara Bell

Sally K. Davies' painting, "Parenting," was juried into the 4th Biennial Maryland Regional Juried Art Exhibit University of Maryland University College Gallery, Adelphi, MD Juror: Gretchen Schermerhorn, Artistic Director, Pyramid Atlantic, Hyattsville, and Philip Hutinet, Publisher, East City Art, Baltimore, MD. The exhibit runs through Mar 15, 2020.



Professional Fine Art Restoration and Repair

Have your Fine Art Oil or Acrylic Paintings and Antique Frames Restored or Repaired with Museum Quality Work. Over 30 years in Fine Art Restoration Experience. Studio located in Rockville, Maryland.

For a Consultation at No Cost or Obligation to you, contact:

Abraham Garcia

301-770-5015

abrahamdesigns@hotmail.com

www.AbrahamArtImpressions.com

 **The Compass Atelier**
Art classes for beginners and experienced artists
Special workshops Study Abroad
Home of the revolutionary Master Artist Program




TheCompassAtelier.com TheCompassAtelier@gmail.com

Kritt Studio Classes

Painting Waterfalls & Rocks Workshop
Saturday, March 7, 10-3 pm

Advanced Groups and Private Lessons
For more info: call Penny at 301/989-1799



A Work of Art by Debra Halprin
Giclée Printing and Photography Service
Create Fine Art Prints of your Artwork
on Watercolor Paper or Canvas

Mastering the Fine Art of Giclée Printing

HalprinArt.com
301-910-4750

email: Debra@HalprinArt.com
in Rockville, Maryland

OPPORTUNITY

Dear fellow artist,

Please find below the prospectus for the Laurel Art Guild's 2020 Juried Open. We welcome entries of 2-dimensional art works from artists in the Maryland, Virginia, DC, Delaware, and Pennsylvania area, for our annual exhibit in the lovely main gallery of the Montpelier Arts Center in Laurel.

Our annual exhibit is juried by excellent artists from the Maryland/Virginia area. We are delighted this year to have as our juror well-known local artist and art instructor, Abigail McBride.

Juried exhibits are better for receiving a wide range of entries. There is no cost to enter and entries are made online at our website, www.laurelartguild.org. Prizes are awarded for 1st, 2nd, 3rd places, plus three merit awards.

As co-chair of the exhibit, I ask you to consider entering the competition and, also, to send the prospectus to any new and experienced artists among your colleagues, instructors, or students.


Thank you,
Melissa Price
Vice-President
Laurel Art Guild

https://www.laurelartguild.org/OpenJuriedExhibit/LAGOpen_51st_Prospectus.pdf

NEWSLETTER SUBMISSIONS

Is your art included in a show? Have other news you wish to share with RAL members? Please send your submissions by the 15th of each month for inclusion in the next newsletter, to:

newsletter@rockvilleartleague.org



GLENVIEW MANSION CONFERENCE ROOM SHOWS

You can show your artwork in Glenview Mansion for one month if you have received a 1st, 2nd, 3rd or honorable mention award in an RAL juried show. Artists may have both rooms to exhibit in if a second artist doesn't sign up for the same month within two months of the show's start date. The receptions at Glenview mansion are 1:30-3:30 PM on the Sunday after hanging. Preferred drop off and pick up times for Glenview Shows are from 9 am to 12 noon. Drop off/pickups are Mondays (unless a holiday). If you are unavailable on the date for pickup, please arrange for someone to pick up for you. There is no room to store your artwork at the Mansion. If you are unable to drop off/pick up on the assigned dates and you can't find someone else to drop off/pick up for you, please choose a month in which you can make those dates.

For artwork delivery, please unwrap your work and take the wrappings with you. Please bring pliers (needle nose are easy to work with). You may use the hand truck that is at the Mansion to move your artwork from your vehicle. There is no staff at the mansion available to help you move your artwork into the conference rooms. You are responsible for hanging your own artwork, with help from the Mansion staff. If you don't have labels for your work, please fill out the RAL cards that will be available. If you print your own, print them on card stock. Do not use the sticky Avery labels, unless you adhere them to foam core or card stock. **Contact Diane Jeang, Glenview Member Show Coordinator, (301) 871-1589 or chickendoc44@gmail.com with questions.**

Monday delivery and hanging: 12PM–2PM & 5-7PM/ Sunday Gallery Opening: 1:30—3:30PM
Monday Pick up: before 11AM

Glenview Mansion Schedule				
2019				
Main Gallery	RAL Member(s) Rooms 5 and 6	Deliver Monday 12 noon-4pm/ Tues. 9-4:00	Sunday Gallery Opening 1:30-3:30	Monday Pick-up 9:30 -11:00am
DEC	RAL Winter Show	12/2/2019 (drop off hours 11:30-1:00 and 5-6:30pm)	12/8/19	RAL pick up: 1/27/2020 11:30am-1pm and 5-6:30pm
2020				
	Member(s)	Mon &/or Tues Deliver hours	Sunday Gallery Opening 1:30-3:30	Monday Pick-up
JAN/FEB	RAL Winter Show/Student Art Show			RAL pick- up: 1/27/2020 - 11:30am-1pm and 5-6:30pm
JAN/FEB	Student Art Show	4-6:30pm drop off	Feb. 2	Mon. Feb. 24 6:30pm pick up
MARCH	Teresa Hull/Open	Feb. 24-25	Sunday, March 1, 1:30-3:30 pm	Mon., March 30 9-11am
APRIL	Norda Kittrie/Open	March 30-31	Sunday, April 5, 1:30-3:30pm	Mon. May 11, 9-11am
MAY/JUNE	RAL Spring Show	Mon., May 11	May 17	
JULY	Suzanne Frisbie/Open			
AUG/SEPT	Board Members Show			
SEPT/OCT	Susan Dunnell/ Cathy McDermott			

Rockville Art League Newsletter February 2020

OCT/NOV	Stephanie Gustavson/ Sue Moses			
DEC	RAL Winter Show			

For additional information for members hanging in the conference rooms, please refer to the RAL web page: <http://www.rockvilleartleague.org/glenview.pdf>. At least one platter of finger foods (cookies, crackers/cheese, veggies/dip) should be supplied by the RAL artist on the day of the opening reception. Cups/napkins/water provided by the City of Rockville for opening receptions. The Mansion will be open at 1 pm for the artist on the day of the opening reception.

RAL Ongoing Show List

Twinbrook Library – 202 Meadow Hall Drive, Rockville, Maryland

Shows for the library run from 1st of the month to the end of the month for 1 month shows. 5 medium to large paintings, Contact person: Christine Lundy, 240-777-0252.

Christine.lundy@montgomerycountymd.gov

<u>Name</u>	<u>From</u>	<u>To</u>
Open	Jan. 1, 2020	Feb. 1, 2020
Open	Feb. 1, 2020	Mar. 1, 2020

Thomas Farm Community Center – 700 Falls Grove Drive, Rockville, Maryland

12-16 medium to large paintings, Contact person: Melinda Norton (240) 314-8842. email: mnorton@rockvillemd.gov

<u>Name</u>	<u>From</u>	<u>To</u>
Teresa Hull	Oct. 15, 2019	Jan. 15, 2020
Open	Jan. 15, 2020	Mar. 15, 2020

Marilyn J. Praisner Library – 14910 Old Columbia Road, Burtonsville, Maryland

10 small to medium or 5-6 large paintings (10 hanging chains), Contact person: (240) 773-9455, Vera Ramaty

<u>Name</u>	<u>From</u>	<u>To</u>
Open	Oct. 15, 2019	Jan. 15, 2020
Open	Jan. 15, 2020	Mar. 15, 2020

RAL BOARD OF DIRECTORS

Name	Position	E-mail
Patrick Sieg	<i>President</i>	president@rockvilleartleague.org
Lisa Sieg	<i>1st Vice President</i>	jshows@rockvilleartleague.org
Vacant	<i>2nd Vice President</i>	oshows@rockvilleartleague.org
Nighat Ahmed	<i>Program Coordinator</i>	programs@rockvilleartleague.org
Lisa Sieg	<i>Volunteer Coordinator</i>	volunteer@rockvilleartleague.org
Paula Zeller	<i>Membership</i>	membership@rockvilleartleague.org
Rob Gale	<i>Treasurer</i>	treasurer@rockvilleartleague.org
Cathy McDermott	<i>Secretary</i>	secretary@rockvilleartleague.org
Susan Dunnell	<i>Newsletter Editor</i>	newsletter@rockvilleartleague.org
Liliane Blom	<i>Liaison Officer</i>	liaison@rockvilleartleague.org
Dave Allen	<i>Publicity/marketing</i>	publicity@rockvilleartleague.org
Eric Goss	<i>Communications</i>	communications@rockvilleartleague.org
Lisa Sieg	<i>Hospitality</i>	hospitality@rockvilleartleague.org
Diane Jeang	<i>Monthly Member Shows</i>	mshows@rockvilleartleague.org
Patria Baranski	<i>Historian</i>	historian@rockvilleartleague.org
Michael Auger	<i>Webmaster</i>	webmaster@rockvilleartleague.org
Eileen Mader	<i>Founder</i>	

Rockville Art League
 P.O. Box 4026
 Rockville, MD 20850

