



RockvilleArtLeague.org

Vol. XXVIII No. 5

January 2019

NEXT MEETING: March 7, 6:30PM

Speaker: Maud Taber Thomas: Portrait Demonstration

Artists and Makers Studio II Building at 12276 Wilkins Avenue, Rockville, MD

Message from the President, Patrick Sieg

Dear Rockville Art League members,

I hope you all have very merry holidays.
And thank you all being a part of our art-focused group.

Graphic novel author and illustrator Kazu Kibuishi said that “an artist paints, draws, designs, sings, cooks, plays but does not turn that work into art...the audience does.” We all had a chance to hear from artist and illustrator (and Rockville Art League member) Sally Davies at our December meeting and we can confirm that her work is beautiful art. Thank you, Sally.

Our artwork is too beautiful and too important not to share.

As we work through the challenge of the Glenview Mansion being closed for improvements (it has been much longer than expected), we have been tasked with finding new venues to show our work.

At our last meeting I shared that we were considering two venues for our winter members exhibition. I was hoping that we could have group shows at the Priddy Library in the Universities at Shady Grove and, or at the Brick Courthouse in Rockville. Like any choice, both locations had advantages as well as challenges.



I am happy to confirm that we received approval from the Universities at Shady Grove to have an

exhibition there during the month of March 2019. Details will be shared early next year about this juried members' show. The following is certain right now:

- The Priddy Library is convenient for most, has extended open hours, and has ample parking.
- The space will accommodate 40 to 50 pieces.
- Due to the venue's size, we will ask that members in good standing (dues paid for the 2018/2019 fiscal year) to submit one work for consideration.
- We will also be asking for an image of the work being entered so that we can jury the submissions in advance. We will expand the on-line entry process we used in our spring 2018 show to include/accommodate images.
- We will be awarding prizes.
- And since this library is a part of the university system, we will find ways to include students in some aspects of this show.

The Brick Courthouse had challenges that made a members' show there impossible including the show dates they offered (installation in early January), an uncertain date of floor renovations and the lack of a conventional art hanging system. Several RAL board members have stepped up on short notice to accommodate the courthouse management's desire to exhibit art and to work through the unique situation there.

I am confident that we will be back in the mansion for our spring show. In the fall of 2019 we will have several opportunities to show work; at Artists and Makers II (in September) and at Brookside Gardens (in October). And our winter show will certainly be at the Glenview Mansion and it is planned for December of 2019.

Edgar Degas said, "Art is not what you see but what you make others see."

Finding exhibit venues is a step towards "making others see" and we can let our art complete that task.

Looking into 2019, we have meeting speakers locked in for March (Maud Taber-Thomas will demonstrate portraits) and April (Michael Shibley will give a watercolor demonstration). These two artists are accomplished and terrific and I am much looking forward to hearing from them.

As we enjoy the holidays please remember that art makes great gifts. I can think of no greater gift to give or receive than an original work of art.

And finally, please remember people in your life (or anybody) who may be struggling with challenges. Life can be difficult and difficulties seem more overwhelming during the holidays. A kind word, a prayer or an affirming gesture always goes a long way, especially so right now.

I look forward to seeing you in the New Year.

Sincerely,

Patrick Sieg
President

**REMINDER: RAL's 2018-2019
Membership Year Began September 1**

Your dues support the excellent programming and opportunities RAL provides. If you have not yet renewed your membership, please take a moment and use PayPal via the RAL website.

Or, mail your check to:

Paula Zeller, Membership Chair
627 Crown Park Ave.
Gaithersburg, MD 20878
Dues are \$40.

Questions? Please email Paula at:
membership@rockvilleartleague.org

Rockville Art League 2018-19 Speaker Series

All events in the 2018 calendar year occur from 6:30-8:00 pm at the Artists and Makers Studio II Building at 12276 Wilkins Avenue, Rockville. Events are open to RAL Members and the General Public.

A reminder: we are meeting at Artists & Makers 2 (12276 Wilkins Ave. Rockville) in the Hirsh Classroom, upstairs on the 2nd floor. Enter through Gallery 209 and take a moment to see what's on display this month. (Parking is behind the building.)

March 7th, 2019: **Maud Taber Thomas**
"Portrait demonstration"

April 4th, 2019: **Michael Shibley**
"Watercolor demo and talk"

Critique by Penny Kritt Painting Snow

Even if you're not trapped at home by a blizzard, painting snow seems to be a mandatory exercise this time of year. One of the reasons is that snow is evocative of so many seemingly contradictory emotions. Let's look at some examples.

In Figure 1 below, the cool blue gray mid tones add to the sense of impending doom as the snow roars down the mountain.



Figure 1 (cropped)

Figure 2 shows an even darker composition, but we're obviously in a safe and happy place. With the first image, the viewer gets a sense of dread and claustrophobia. With the second, don't you feel like catching flakes on your tongue?



Figure 2 (cropped)

What makes the difference? Figure 2 is even darker, yet it isn't threatening. The simple answer is that the lamp post indicates that people are nearby! One of the most useful tools an artist has is a choice to include or omit any signs of humanity. While no people around is a good thing for an image of a pristine forest, in the case of the avalanche, it might mean that people are already buried under the snow.

Let's look at the whole photo taken by Anne Niemaszyk. While the girl isn't sticking her

tongue out, she's clearly warmly dressed and enjoying the weather.



Figure 2 (full image)

Here's the entire Figure 1 image from Johannes Waibel. Light value dominates. The diagonals of both the snow and the man's body now present the thrill of an athlete enjoying perfect weather conditions for a cold weather sport. With a few changes, it's a completely different presentation.



Figure 1 (full image)

Consider other contrasting snow events: The joy of sledding versus the terror of a car skidding off a road. The puppy romping in a snowdrift versus cattle shoulder deep in a storm.

Figure 3 below is an unattributed snow photo I found, and I converted it into black and white.



Figure 3 (black and white)

It's a nice composition. Just above and to the right of the bench, the sun is either rising or setting. The straight line patterns of the bench and its long shadow make a nice contrast with the curvilinear form of the main tree. If it's sunrise, the scene is a little less bleak than if it's sunset.



Figure 4 (in color)

Luckily, there's no rule that says snow scenes have to be done in *cool* colors like blues and gray. The color version of Figure 4 shows peach and coral on the snow and lavender for the shadows. In fact, in this image, even though the snow is clean, *there's no white anywhere in the composition*. Those warmer colors also imply that the worst of the winter is now over and spring is coming.

Figure 5 below is a wonderful photo taken by Brian Minear. Look at how much color is in this snow scene. It perfectly shows why a great photo often makes an awful composition if it is painted as is. The photo shows a buffalo during a light snowfall. What it doesn't do is make us care about the animal. It's just there.



Figure 5

With a little creative cropping, look what you can achieve.



Figure 5a

In Figure 5a above, the buffalo is a much larger percentage of the overall composition and that makes him more important. It's obviously daytime, there's just a few flakes falling and he's well dressed for the weather. That makes

viewers happier that there is no peril from the weather.

Crop the photo a little differently, and your painting gives off a whole different vibe. In Figure 5b below, the sky *appears* darker. With the cold of impending nightfall and the possibility of more snow, the viewer has a greater sense of hardships for the animal.




Figure 5b

Icicles are another winter treat for artists. You can design them with just variations of gray and black. Or create them during a sunny afternoon and take advantage of them acting like prisms. You'll literally have a rainbow of colors to work with.

And here's one more example of how a great photo can make a boring painting.



Figure 6

The photo shows a nice contrast in the architecture of pines versus deciduous ones. The pines are compact and mostly horizontal. The oak on the left has branches that are more curvilinear and reach upward in a diagonal swoop. In a painting, that's just not enough to keep a viewer staring in amazement. But add a sign of humanity and everything changes. Add a few kids building a snowman. Or place a broken sled in the foreground. Even just adding some footprints in the snow will cause the viewer's eye to move in the same direction as the footprints, even if no one is visible.

When your painting adds an emotional element, the viewer will take more time to experience its power. It may also bring back memories and the viewer will stand there to compare his experience to that of your artwork. You've created artwork that engages, that presents much more than the shapes and colors that meet the eye.

If you'd like a gentle critique of your work, email me a photo at pennykritt@aol.com.

For classes or private lessons, contact Penny at 301/989-1799

MEMBER NEWS

You are invited to a Wine & Cheese Reception for

Point of View


Paintings by Sally Davies

Sunday, January 6, 2-4 pm
Heritage Center Gallery
at the Pyramid Atlantic Arts Center
4318 Gallatin Street
Hyattsville, Maryland 20781

Exhibit on view from December 12 - February 28

The Pyramid Atlantic Building is across the street from Franklin's Restaurant in Hyattsville. Park at restaurant parking lot & cross the street to Gallatin. The entrance is on the right side of Gallatin Street.

www.anacostiatrails.org/heritage-center-art-exhibit-2



Michael Auger has artworks included in an exhibit called "Fantasy, Sci-Fi, and Humor" which takes place now through Jan. 15th at: 506 S Frederick Ave., Gaithersburg, MD 20877.



FANTASY, SCI-FI & HUMOR
Auger - Barr - Byron - Dillinger - Ellis
Heatwole - Kleinbussink - McDowell - Phan
Russell - Walsh

Activity Center at Bohrer Park
506 S. Frederick Ave.
Gaithersburg, MD
301-258-4350

Activity Center at Bohrer Park
November 2, 2018 - January 15, 2019
Artists Reception November 8, 7-8:30 p.m.

Gaithersburg
GaithersburgMD.com

Professional Fine Art Restoration and Repair

Have your Fine Art Oil or Acrylic Paintings and Antique Frames Restored or Repaired with Museum Quality Work. Over 30 years in Fine Art Restoration Experience. Studio located in Rockville, Maryland.

For a Consultation at No Cost or Obligation to you, Contact:

Abraham Garcia

301-770-5015

abrahamdesigns@hotmail.com

www.AbrahamArtImpressions.com

Kritt Studio Classes

Painting Plants

Monday, January 14

(Morning and Evening classes)

Drawing City Life

Tuesday, January 15

(Morning and Evening classes)

Color for Artists

Monday, February 25

(Morning and Evening classes)

There is currently a misprint about the start date. Contact me about changes.

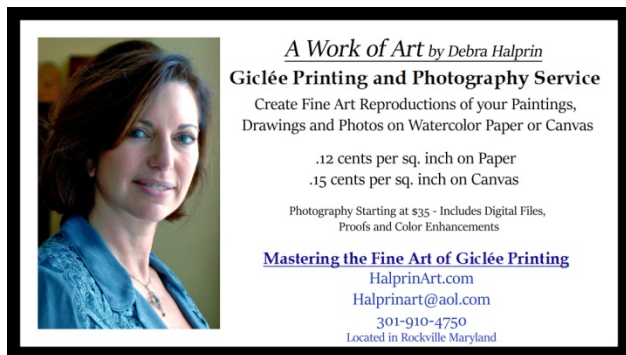
Drawing Landscapes

Tuesday, February 26

(Morning and Evening classes)

Advanced Groups and Private Lessons

For more info: call Penny at 301/989-1799



OPPORTUNITIES



Hill Center Galleries
TREEmendous
CALL FOR ENTRIES

The exhibition focuses on the beauty of all trees. This show will be held during the annual Cherry Blossom season celebration.

Exhibition Dates: March 7-April 28, 2019
Opening Reception with Juror:
Wednesday, March 13, 2019, 6:30-
8:30 pm

Call Deadline: Friday, February 1, 2019

ELIGIBILITY: Artists from DC, Virginia and Maryland are invited to submit pieces of wall-hung art with a short description that identifies the tree that has inspired their work and/or any personal connection to it. Original work created in any medium will be considered. Artists are asked not to submit work that has been exhibited previously at Hill Center.

ENTRY FEE: \$40 for up to 5 pieces, \$10 for each additional piece. Payment through PayPal (which accepts all major credit cards).

GUIDELINES: Artwork must be delivered ready to hang using Hill Center's cable-and-hook system. Details will be provided to selected artists. All artists are encouraged to sign their work. Printmakers are encouraged to indicate if prints are numbered. No size restrictions apply, as 14' ceilings in some gallery spaces accommodate large pieces. All artwork must be available for sale.

PRIZES: Three cash prizes will be given: 1st Place \$500, 2nd Place \$350, 3rd Place \$250.

ENTRIES: Entries must be made online at: <http://hillcenterdc.org/home/call-for-entries> (under Galleries and Exhibitions). Instructions are posted on the website.

JUDGING: The Exhibition will be juried by Carole Ottesen, writer, photographer and illustrator specializing in garden subjects. All artists will be notified of her decisions on/about February 7.

DELIVERY/PICKUP: Artwork selected for the exhibition must be delivered to Hill Center on Sunday, March 3, 2019, between 12-3 pm. Work is to be removed on Monday, April 29, 2019 from 8-11 am.

SALES: Artists selected for the exhibition will be required to sign the Hill Center Galleries Consignment Agreement. Hill Center Galleries shall sell artwork at the sales price submitted in the online entry, plus applicable DC sales tax, and remit proceeds to the artist, **retaining a 30% sales commission**. No price changes will be allowed after the call deadline.

SPONSORED BY: The Capitol Hill Art League and Hill Center

QUESTIONS? Email:

galleries@hillcenterdc.org

Hill Center Galleries | 921 Pennsylvania Avenue SE, Washington, DC 20003 | (202) 549-4172 | hillcenterdc.org/galleries



Call for Art for Upcoming Exhibition at Open Space Gallery

There is a call for art for an upcoming show at the Open Space Gallery in Rockville. The title of the exhibition is *The Urban Landscape*. We are looking to artists for interpretations either as precise depiction of space, and the relationship between art and architecture, or the shift of attention to a vague notion of psychological and intimate investigation of the inhabitants. Perhaps, a blend of romanticism with realism that reveals how culture enlightens the splendor of a city.

Open to all artists working in any traditional or contemporary media.

Deadline to submit artworks. Jan 12, 2019.

Notification of accepted and non-accepted work- Jan 18th, 2019.

All the details can be found

here: <https://www.stonebrancharts.com/call-for-art>

GLENVIEW MANSION CONFERENCE ROOM SHOWS

You can show your artwork in Glenview Mansion for one month if you have received a 1st, 2nd, 3rd or honorable mention award in an RAL juried show. Artists may have both rooms to exhibit in if a second artist doesn't sign up for the same month within two months of the show's start date. The receptions at Glenview mansion are 1:30-3:30 PM on the Sunday after hanging. Preferred drop off and pick up times for Glenview Shows are from 9 am to 12 noon. Drop off/pickups are Mondays (unless a holiday). If you are unavailable on the date for pickup, please arrange for someone to pick up for you. There is no room to store your artwork at the Mansion. If you are unable to drop off/pick up on the assigned dates and you can't find someone else to drop off/pick up for you, please choose a month in which you can make those dates.

For artwork delivery, please unwrap your work and take the wrappings with you. Please bring pliers (needle nose are easy to work with). You may use the hand truck that is at the Mansion to move your artwork from your vehicle. There is no staff at the mansion available to help you move your artwork into the conference rooms. You are responsible for hanging your own artwork, with help from the Mansion staff. If you don't have labels for your work, please fill out the RAL cards that will be available. If you print your own, print them on card stock. Do not use the sticky Avery labels, unless you adhere them to foam core or card stock. **Contact Diane Jeang, Glenview Member Show Coordinator, (301) 871-1589 or chickendoc44@gmail.com with questions.**

Monday delivery and hanging: 12PM–2PM & 5-7PM/ Sunday Gallery Opening: 1:30—3:30PM

Monday Pick up: before 11AM

Glenview Mansion Schedule				
2019				
	Member(s)	Mon &/or Tues Deliver 12-2&5-7	Sunday Gallery Opening 1:30-3:30	Monday Pick-up Before 11 am
JAN	Closed			
FEB	Closed			
FEB/MAR	Closed			
MAR/APR	Closed			
MAY/JUNE	RAL Spring Show			
JUNE/JULY	Lisa Sieg/Mike Kuchinsky			
AUG/SEPT	Board Members' Show			
SEPT/OCT	Nighat Ahmed			
OCT/NOV	Cathy McDermott/ Susan Dunnell			
DEC	RAL Winter Show			
2020				
JAN/FEB	Diane Jeang			
FEB/MAR	Student Art Show			
MAR/APR				
MAY/JUNE	RAL Spring Show			
JUNE/JULY				
AUG/SEPT	Board Members' Show			
SEPT/OCT				

Rockville Art League Newsletter January 2019

OCT/NOV	Stephanie Gustavson/ Sue Moses			
DEC	RAL Winter Show			

For additional information for members hanging in the conference rooms, please refer to the RAL web page: <http://www.rockvilleartleague.org/glenview.pdf>

At least one platter of finger foods (cookies, crackers/cheese, veggies/dip) should be supplied by the RAL artist on the day of the opening reception. Cups/napkins/water are provided by the City of Rockville for opening receptions. The Mansion will be open at 1 pm for the artist on the day of the opening reception.

RAL Ongoing Show List

Twinbrook Library – 202 Meadow Hall Drive, Rockville, Maryland

Shows for the library run from 1st of the month to the end of the month for 1 month shows. 5 medium to large paintings, Contact person: Christine Lundy, 240-777-0252.
Christine.lundy@montgomerycountymd.gov

	<u>From</u>	<u>To</u>
Open	Jan. 1, 2019	Feb. 1, 2019

Thomas Farm Community Center – 700 Fallsgrave Drive, Rockville, Maryland

12-16 medium to large paintings, ontact person: Melinda Norton (240) 314-8842.
email: mnorton@rockvillemd.gov

<u>Name</u>	<u>From</u>	<u>To</u>
Leita Gerson	Dec. 15, 2018	Mar. 15, 2019

Marilyn J. Praisner Library – 14910 Old Columbia Road, Burtonsville, Maryland

10 small to medium or 5-6 large paintings (10 hanging chains), Contact person: (240) 773-9455, Vera Ramaty

<u>Name</u>	<u>From</u>	<u>To</u>
Open	Dec. 15, 2018	Feb. 15, 2019

RAL BOARD OF DIRECTORS

Name	Position	E-mail
Patrick Sieg	<i>President</i>	president@rockvilleartleague.org
Lisa Sieg	<i>1st Vice President</i>	jshows@rockvilleartleague.org
Carlos Garcia	<i>2nd Vice President</i>	oshows@rockvilleartleague.org
Nighat Ahmed	<i>Program Coordinator</i>	programs@rockvilleartleague.org
Lisa Sieg	<i>Volunteer Coordinator</i>	volunteer@rockvilleartleague.org
Paula Zeller	<i>Membership</i>	membership@rockvilleartleague.org
Rob Gale	<i>Treasurer</i>	treasurer@rockvilleartleague.org
Cathy McDermott	<i>Secretary</i>	secretary@rockvilleartleague.org
Susan Dunnell	<i>Newsletter Editor</i>	newsletter@rockvilleartleague.org
Liliane Blom	<i>Liaison Officer</i>	liaison@rockvilleartleague.org
Dave Allen	<i>Publicity/marketing</i>	publicity@rockvilleartleague.org
Eric Goss	<i>Communications</i>	communications@rockvilleartleague.org
Lisa Sieg	<i>Hospitality</i>	hospitality@rockvilleartleague.org
Diane Jeang	<i>Monthly Member Shows</i>	mshows@rockvilleartleague.org
Patria Baranski	<i>Historian</i>	historian@rockvilleartleague.org
Michael Auger	<i>Webmaster</i>	webmaster@rockvilleartleague.org
Eileen Mader	<i>Founder</i>	

Rockville Art League
P.O. Box 4026
Rockville, MD 20850

