



RockvilleArtLeague.org

Vol. XXVII No. 10

June 2018

NEXT MEETING: September tbd, 6:30PM
Artists and Makers Studio II Building at 12276 Wilkins Avenue, Rockville, MD

Message from the President, Patrick Sieg

Dear Rockville Art League members,

Our Spring Members' Juried Show caps off our 2017/2018-year. The 2018/2019-year begins in September and I am anticipating another great one for RAL.

Our league and members have much to make us proud this year.

- Record membership levels.
- Much support for each and every meeting. Our average attendance exceeded 30 this year.
- A terrific roster of speakers graced our meetings and a big shout out to Nighat Ahmed for coordinating these talks. And we hope to include several of our more popular speakers in next year's agendas.
- Our two juried art shows have had record entries submitted and have been very successful. A huge thank you to Lisa Sieg for coordinating these shows and to all members who volunteered to help and stepped up and entered. In the last two years we have made a number of changes to our organization including the welcoming of photography as an art category,

moving to a more automated show entry system with Google Forms, introducing our gentle critique ice breaker prior to every meeting, keeping track of who is attending our meetings and giving out name tags so that we can address each other by name.




But of all the change I've seen, I believe the most important has been a real effort on all our parts to connect with each other, support each other, welcome newcomers to our group and to have fun. Having a glass of wine, a piece of cheese, greeting each other sincerely and keeping our critiques gentle and positive has really made a difference. Thank you all.

I mentioned our juried shows above and I am genuinely proud of these. I believe we are motivated to enter our best work and the high number of entries results in really fine exhibitions. And our selection of judges has been outstanding given the thought and care each has exhibited in the selection of work and the awarding of prizes. Our judges have discharged their duties with excellence and empathy.

The challenging side of our juried shows is the disappointment one feels when your work is not selected and we have all had work juried out. We all feel that our work has merit and it does. But when we view the shows we can also see that the work that has been accepted is excellent and worthy of inclusion.

Personally, our prizewinners' work often takes my breath away.



Our 2018/2019-year will begin with a slight change in our normal meeting location. I was recently informed that the mansion will be closed to events beginning August 1, 2018. Therefore our September, October and November 2018 meetings will be held in the Artists and Makers Studio II building at 12276 Wilkins Avenue, Rockville, MD. We will meet in the Hirsh Classroom on the 3rd floor. A number of RAL members are members of co-op Gallery 209 adjacent to the meeting room and there will be a different set of work on display for your viewing pleasure prior to each of these meetings.



We hope the mansion will reopen in time for our winter members' art show. The most likely scenario is that the show traditionally held in December will move to February. We will know more as the work progresses and I have been promised an update in late fall.

Please let me know if you have any suggestions about our meetings, our member shows or the Rockville Art League generally. I am very glad to hear from you and I can honestly report that

all of the changes noted earlier were the result of member suggestions.

With your help we can continue to grow our league and reach new artistic heights in the seasons to come.

Thank you and have a great summer.

Sincerely,
Patrick Sieg
President



RAL Juried Members' May Show

Thank you to everyone who took a chance and submitted work for our Spring Juried Members' Show. **Congratulations** to those who had work juried in and to all the award winners, much applause!

Our judge Gonzalo Ruiz Navarro had a very difficult task as the work submitted was of a

very high caliber. We thank him for his thorough judging process and his thoughtful remarks as he guided us through the gallery at the Thursday evening walk-through.

It's a beautiful show! **A BIG THANK YOU to all** who volunteered to make it so. If you haven't seen it yet, please make plans to come to Glenview Mansion. And come back a second and third time. You're going to want to! And bring your friends, neighbors, colleagues, co-workers, etc. Please be sure to note the gallery hours: *weekdays only*. Monday, Tuesday, Wednesday, Friday, 9-5 and Thursdays, 9:00am-8:30pm. This show runs through **Friday, June 15**.

Lastly, please mark on your calendar *the pick-up dates*: **Monday, June 19**, 11:30 am-1:30pm and 5:00-6:30pm. A reminder will be sent out as we get closer.

Thank you for sharing your artistry, your cooperation, and your support.

Lisa Sieg



JUROR'S STATEMENT

It has been an honor for me to be the juror of the Rockville Art League Spring Show 2018. There were so many entries and so many excellent works that made the selection process very difficult. Out of 185 pieces I had to select 108, due to space restrictions. Otherwise many more works could have been accepted given the outstanding quality of the entries.

In selecting the works and giving the awards, I paid attention to the following dimensions:

1. Composition, namely the basic visual elements that make up any piece of art, including how the shapes, their form, size, placement, texture, and color create a composition that has beauty on its own, regardless of the style and meaning. This is a universal language that permeates every piece of art in the same way.
2. The specificities of each style, i.e. realistic, abstract, symbolic, expressionist, etc. as each style has its own language and technical requirements.
3. Technique, meaning the proficiency in the handling of each medium.
4. Originality. Some pieces stand out for their originality in general terms or compared to others in the show.
5. Message. Every work of art transmits a message. Sometimes the work is more narrative and descriptive, as if telling a story. On other occasions the message is subtler and poetic, expressing feelings or a vision of the world that surrounds us.

When an artwork is strong in all these dimensions and all of them enhance each other,


that is a masterpiece. The selected pieces in the show were good at least in one or another dimension. The awarded pieces were particularly strong in several or all of them.

Also, I want to mention something regarding the awards: As they were organized in several categories according to the medium and given that some categories got many more entries than others, the competition for the awards differed depending on the medium. For example, there were many more pieces in the category “Oils and Acrylics” than in the rest, making it more difficult to get an award in that category.

I heartfully congratulate all the participants, regardless of whether they have been selected or not. The quality of all the work was at a minimum, worthy to be included in the exhibition, space allowing.

Thank you very much to the Rockville Art League for asking me to be the juror of this great art show.

Washington DC, May 2nd, 2018
Gonzalo Ruiz Navarro



Critique by Penny Kritt

Start in Your Sketch Book

In February's column, you saw some "getting started" ideas for a painting. That approach involved experimenting with color for shapes. There was no pressure to create a whole composition. All you were trying to do was work out issues relating to specific small parts of a larger whole.

This month, let's take a different approach. Now, the goal is to look at alternatives for various shapes in a potential painting.

I can already hear some of you groaning. You're whining about how you hate planning, you just want to paint. My response is to ask how many partially done paintings are lying around your studio? We all have some. But if most of yours never mature and find their way into a frame, it's time to think about another strategy.

This technique works well when there's a scene that you think will make a good composition. It could be a still life, a landscape or any situation where one or more objects seem that they might be a good subject. Or maybe whatever it is would make a better subordinate piece that might reside mostly in the background. In either case, that shape or object is interesting enough to let it audition for a part.

In this example, I was admiring the structure and textural qualities of hand tools. I'd been doing a lot of flowers and all those bright curvilinear forms were now boring. With these tools, all elements of the painting would be neutral colors – gray and silver for the metal parts, various shades of wood for the handles. Most of the edges would be both hard and straight, another good departure from the garden. And any workshop setting would probably be fairly neutral earth tones as well. It

seemed like a nice challenge without being too stressful.

It is my favorite way to begin a painting. I spend anywhere from a little to a lot of time thinking about shapes, colors and textures. Yes, just thinking. Especially on a rare sleepless night, moving objects around in my mental still life is a lot more productive than any troubling thoughts that may have awakened me. Where will each one sit in the picture space? Will an item become the center of interest, or will it take a more complex grouping to be the focal point?



In the thumbnail sketch at the top, I was just doodling around with calipers for measuring and

tools for making exact edges and angles. A bonus was that I quickly saw that they were just a bunch of boring shapes. And I didn't waste any expensive watercolor paper.

In the middle sketch, I worked with different tools hanging on a pegboard over a wooden counter. It was a little better, but not much. The problem was that there were lots of mismatched shapes placed with no relation to each other. By *describing* exactly what I saw, using actual words, now it was clear why it would never work. So maybe an opposite approach would be better?

This time, there was continuity in that all the tools had the same distinctive handle shapes. And while the big and unusual saw shape sat alone, the smaller and similar chisels were connected as they hung next to each other on a rack. This was definitely better and more cohesive!

After careful consideration, I still didn't like having so many objects just floating around. A slight tweak of the original idea led to having a person using a tool. That created another problem – this was about tools, not portraiture.

That led to a different design approach that was about the gesture of using tools. I already knew that having the arms in a diagonal would make things more interesting. On the left, the figure was smaller so I'd have to design a background. Instead, on the right, I just made the figure larger and that solved the problem. Notice that the hat saved me from having to paint his face. Cool, huh?

Below, you see a pencil sketch where I worked out in more detail how the hands and tool would work together. There's so much freedom when you work this way. Just keep going until you recognize that you've got something great.



Since the hands and the tool they held were my focal point, this didn't really leave room to emphasize what was most important.



On the upper drawing above, I tried and then rejected one way to hold the tool. In the bottom portion, I changed the whole focus. Then it was obvious that the interesting black shape under

the lathe needed an offsetting dark companion. Thus the black watchband on the left arm was born. The value contrasts were working well, but the shapes still weren't good enough.



On the image above, I went back to a middle solution. There's still a generic guy but with the tools and wooden countertop, there's also a chance to show off how well I could paint these different textures. This was definitely better. This time you could actually see the pressure he exerted on the calipers – which is always bad for them, but it makes a more interesting image. Now the background had returned, but it was a more pleasing shape and maybe this time it could stay.

The drudgery of planning is now gone. This method is more like having great snacks in the car on the way to the amusement park!

If you'd like a gentle critique of your work, email me a photo at pennykritt@aol.com.

For classes or private lessons, contact Penny at 301/989-1799

©Penny Kritt 2018

MEMBER NEWS

Lieta Gerson will have a show of her paintings, "A Full Range of Colors," at the Thomas Farm Community Center, 700 Falls Grove Drive, Rockville, MD 20850, until July 15, 2018.

Hours: M-F: 6:00AM to 9:30PM

Sat: 8:30Am to 9:30PM

SUN: 10:00AM to 6:00PM

Glen Echo Park Partnership//Galleries

Time Out: Painting and Photography by Patrick and Lisa Sieg

Stone Tower Gallery

July 6-29, 2018

www.glenechopark.org/EXHIBITIONS



GLORIA MIOTTO
CHALLENGES
IN LIFE SERIES

www.gloriamiottoart.com
gloriamiottoart@gmail.com
(202) 445-1159

OPENING RECEPTION
Wednesday, May 9, 2018
5:30 - 7:30 pm
Gallery/hours: Mon-Sun - 10:00 am - 4:00 pm
Phone: (301) 881-0100
www.benderjccgw.org
Bender JCC Address:
6125 Montrose Road
Rockville, MD 20852

FOUR SEASONS FROM WITHIN SERIES


Dark Feeling

Fighting for Survival

STRUGGLE OF PEACE SERIES

Struggle of Peace and Darkness

Struggle of Peace and War



Mark your calendars! **Liliane Blom** will have a solo sound and light video installation show at Dupont Underground. Opening June 29th, music, reception and artist talk! Details to follow.

<https://www.lilianeblom.com/events/opening-reception-and-concert-at-dupont-underground>

THE COMPASS ATELIER
11810 Parklawn Dr
Rockville, MD 20852
www.TheCompassAtelier.com

Summer classes now enrolling!

‘Painting Through The Lens’
Instructor: Glen Kessler
Thursdays 1:30-4:30pm
July 19-August 30

‘Painting Through The Lens’
Instructor: Glen Kessler
Fridays 10am-1pm
July 20-August 31



“Architectural Explorations”
Exhibit of paintings by **Chris Luckman**
Artists & Makers II, Merge Gallery
12276 Wilkins Ave., Rockville, MD, 20852
June 1 - 27, 2018 /Reception: Fri., June 1, 6 - 9
Gallery Hours: Monday - Saturday, 10 - 4

'Painting Through The Lens'

Instructor: Glen Kessler

Fridays 1:30-4:30pm

July 20-August 31



www.TheCompassAtelier.com

TheCompassAtelier@gmail.com



A Work of Art by Debra Halprin
Giclée Printing and Photography Service
Create Fine Art Reproductions of your Paintings,
Drawings and Photos on Watercolor Paper or Canvas

.12 cents per sq. inch on Paper
.15 cents per sq. inch on Canvas

Photography Starting at \$35 - Includes Digital Files,
Proofs and Color Enhancements

Mastering the Fine Art of Giclée Printing
HalprinArt.com
Halprinart@aol.com
301-910-4750
Located in Rockville Maryland

Kritt Studio Classes

Entering Art Shows Workshop
Tuesday, June 26

Learn to Draw In a Day Workshop
Tuesday, July 10 or
Saturday, July 14

Mix the Perfect Color Workshop
Tuesday, July 17 or
Saturday, July 28



Advanced Groups and Private Lessons
For more info: call Penny at 301/989-1799

GLENVIEW MANSION CONFERENCE ROOM SHOWS

You can show your artwork in Glenview Mansion for one month if you have received a 1st, 2nd, 3rd or honorable mention award in an RAL juried show. Artists may have both rooms to exhibit in if a second artist doesn't sign up for the same month within two months of the show's start date. The receptions at Glenview mansion are 1:30-3:30 PM on the Sunday after hanging. Preferred drop off and pick up times for Glenview Shows are from 9 am to 12 noon. Drop off/pickups are Mondays (unless a holiday). If you are unavailable on the date for pickup, please arrange for someone to pick up for you. There is no room to store your artwork at the Mansion. If you are unable to drop off/pick up on the assigned dates and you can't find someone else to drop off/pick up for you, please choose a month in which you can make those dates.

For artwork delivery, please unwrap your work and take the wrappings with you. Please bring pliers (needle nose are easy to work with). You may use the hand truck that is at the Mansion to move your artwork from your vehicle. There is no staff at the mansion available to help you move your artwork into the conference rooms. You are responsible for hanging your own artwork, with help from the Mansion staff. If you don't have labels for your work, please fill out the RAL cards that will be available. If you print your own, print them on card stock. Do not use the sticky Avery labels, unless you adhere them to foam core or card stock. **Contact Diane Jeang, Glenview Member Show Coordinator, (301) 871-1589 or swinedoc@yahoo.com with questions.** If you need to contact Julie Farrell, please send an email tojfarrell@rockvillemd.gov.

Monday delivery and hanging: 12PM–2PM & 5-7PM/ Sunday Gallery Opening: 1:30—3:30PM
 Monday Pick up: before 11AM

Glenview Mansion Schedule				
	Member(s)	Mon &/or Tues Deliver 12-2&5-7	Sunday Gallery Opening 1:30-3:30	Monday Pick-up Before 11 am
2018				
	Member(s)	Drop-Off	Sunday Gallery Opening 1:30-3:30	Pick-up
MAY/JUNE	RAL Spring Show	Mon. Apr. 30 12-2 pm, 5-7 pm	May 6	Mon. June 18 12-2 pm, 5-7 pm
JUNE/JULY	Harriet Gordon/Norda Kittrie	Mon June 18 9-11 am	June 24	Mon. July 30 9-11 am
AUG/DEC	Closed			
2019				
	Member(s)	Mon &/or Tues Deliver 12-2&5-7	Sunday Gallery Opening 1:30-3:30	Monday Pick-up Before 11 am
JAN	Closed			
FEB	RAL Winter Show			
FEB/MAR	Student Art Show			
MAR/APR	Joanie Grosfield/ Teresa Hull			
MAY/JUNE	RAL Spring Show			
JUNE/JULY				
AUG/SEPT	Board Members Show			


Rockville Art League Newsletter June 2018

SEPT/OCT	Nighat Ahmed			
OCT/NOV	Cathy McDermott/ Susan Dunnell			
DEC	RAL Winter Show			
2020				
JAN/FEB				
MAR/APR				
MAY/JUNE	RAL Spring Show			
JUNE/JULY				
AUG/SEPT	Board Members Show			
SEPT/OCT				
OCT/NOV	Stephanie Gustavson/ Sue Moses			
DEC	RAL Winter Show			

For additional information for members hanging in the conference rooms, please refer to the RAL web page: <http://www.rockvilleartleague.org/glenview.pdf>

At least one platter of finger foods (cookies, crackers/cheese, veggies/dip) should be supplied by the RAL artist on the day of the opening reception. Cups/napkins/water are provided by the City of Rockville for opening receptions. The Mansion will be open at 1 pm for the artist on the day of the opening reception.





RAL ONGOING SHOW LIST

<u>Name</u>	<u>From</u>	<u>To</u>
Open	June 1, 2018	Oct. 1, 2018

Thomas Farm Community Center – 700 Fallsgrove Drive, Rockville, Maryland
12-16 medium to large paintings, Contact person: Martha Coester (240) 314-8842

<u>Name</u>	<u>From</u>	<u>To</u>
Lieta Gerson	Apr. 15, 2018	June 15, 2018
Non-RAL artist	June 15, 2018	Aug. 15, 2018
Open	Aug. 15, 2018	Oct. 15, 2018

Marilyn J. Praisner Library – 14910 Old Columbia Road, Burtonsville, Maryland
10 small to medium or 5-6 large paintings (10 hanging chains), Contact person: (240) 773-9455 Vera Ramaty

<u>Name</u>	<u>From</u>	<u>To</u>
Open	June 15, 2017	Oct. 15, 2018

RAL BOARD OF DIRECTORS

Name	Position	E-mail
Patrick Sieg	<i>President</i>	president@rockvilleartleague.org
Lisa Sieg	<i>1st Vice President</i>	ishows@rockvilleartleague.org
Carlos Garcia	<i>2nd Vice President</i>	oshows@rockvilleartleague.org
Nighat Ahmed	<i>Program Coordinator</i>	programs@rockvilleartleague.org
Emily Pearce	<i>Volunteer Coordinator</i>	volunteer@rockvilleartleague.org
Paula Zeller	<i>Membership</i>	membership@rockvilleartleague.org
Rob Gale	<i>Treasurer</i>	treasurer@rockvilleartleague.org
Cathy McDermott	<i>Secretary</i>	secretary@rockvilleartleague.org
Susan Dunnell	<i>Newsletter Editor</i>	newsletter@rockvilleartleague.org
Liliane Blom	<i>Liaison Officer</i>	liaison@rockvilleartleague.org
Dave Allen	<i>Publicity/marketing</i>	publicity@rockvilleartleague.org
Eric Goss	<i>Communications</i>	communications@rockvilleartleague.org
Lisa Sieg	<i>Hospitality</i>	hospitality@rockvilleartleague.org
Diane Jeang	<i>Monthly Member Shows</i>	mshows@rockvilleartleague.org
Patria Baranski	<i>Historian</i>	historian@rockvilleartleague.org
Michael Auger	<i>Webmaster</i>	webmaster@rockvilleartleague.org
Eileen Mader	<i>Founder</i>	

Rockville Art League
P.O. Box 4026
Rockville, MD 20850

