



RockvilleArtLeague.org

Vol. XXVII No. 7

March 2018

**NEXT MEETING: March 1, 6:30PM
Gonzalo Runs-Navarro: Pastel Demonstration**

Message from the President, Patrick Sieg

Dear members of the Rockville Art League,

Winter in Rockville is an exciting ride and I hope you are weathering all these wild swings in temperature and that your art is keeping you warm and engaged.

Every year RAL supports the Glenview Mansion Gallery as it hosts the Rockville Student Art Show. Emily Pearce has once again coordinated that support and I hope all members will find time to see this beautiful and expansive show. There are more than 470 works of art on display in the gallery from budding artists in kindergarten through grade 12. Julie Ferrell reported that more than 730 people came to the show opening on February 11. Thank you, Emily, and all the RAL members that helped with this show.

We set a record for attendance in our February meeting with more than 40 members present. Photographer Michael Koren amazed us with dramatic, fun and beautiful photos with images captured on his smart phone. In his hands the phone is beyond smart...perhaps it is a genius.

What Michael can do with his iPhone and select camera applications is simply incredible. His favorite smart phone applications are listed later in this newsletter.



I am very excited about our March speaker. Artist and teacher Gonzalo Ruiz-Navarro will join us on March 1, to demonstrate pastel painting. I have personally taken several classes from Gonzalo and can happily certify that he is a terrific teacher, an outstanding artist and a really nice person. Please don't miss his demonstration.

I have some news to share regarding our meetings for the season that begins in September 2018. The Glenview Mansion will be closed from August 2018 through January 2019 for much needed improvements to the rear courtyard and parking. Included in the work will be Americans with Disabilities Act compliant parking and access to the building. The mansion team tells me that the work is much over due and that once completed the building access will be dramatically improved.

Fortunately, I have identified space that can accommodate our September, October and November meetings. We will be meeting in the Artist and Makers Studio 2 building in Rockville. I will provide more details later in the spring including the address. I expect that our meeting schedule will remain the first Thursday of those months. Please stay tuned.

Finding adequate and acceptable space for our December 2018 member show is much more challenging. Our shows require space that is secure, well-lit and the capacity to accommodate a large number of our members' art. We typically hang 90 to 100 two-dimensional works with added space for sculpture. I have not yet found space that meets our criteria. I have not given up and please let me know if you have any leads. Of course, there will be more to come on this in coming newsletters.

Finally, please let me know if you would like to share a recent work for our gentle critique. I think this meeting icebreaker is fun and engaging. The first two artists to let me know will be on deck for the March meeting.

Thank you and I look forward to seeing you on March 1st.

Sincerely,
Patrick Sieg
President

Rockville Art League 2017-18 Speaker Series

All events in this series occur from 6:30-8:00 pm at Glenview Mansion 603 Edmonston Drive, Rockville MD 20851. Events are open to RAL Members and the General Public.



March 1, 2018

Gonzalo Runs-Navarro: Pastel

Gonzalo Ruiz Navarro is an award-winning artist from Spain, whose oils and pastels are infused by passion for light and color, following the tradition of the impressionists. Gonzalo's love for tradition meets with exquisite use of color, freedom of composition and expressiveness of strokes. He has been featured in media such as the New York Times and Fine Art Views, where he has been described as "A master at evoking a mood and a sense of time and place". Gonzalo holds a Master's in Fine Arts from the University of Valencia, Spain, and has been working as an art instructor for more than 22 years. Currently based in Washington DC, Gonzalo is one of the most popular art instructors in the area, teaching oils, pastels and drawing at the Yellow Barn Studio in Glen Echo, MD.




April 5, 2018
Gavin Glakas: Portraits in Oil

Some Highlights from Michael Koran's presentation in February.

Fun
with
Mobile Phone
Photography

Michael Koren
michaelkorenphotography.com




Camera Apps

 VSCO	 Snapseed	 Open Camera (Android)
 ProShot	 Lightroom Mobile	 Camera+ (iOS)

Editing Apps


 Image Blender	 Snapseed	 Touch Retouch
 Glaze	 Lightroom Mobile	 Tangled FX

MC MONTGOMERY COLLEGE Montgomery College - Rockville



Artistic Expression through Photography: Phones & Tablets
Feb 21, 2018 - Mar 25, 2018

This class will help you express your artistic vision through mobile photography using your phone or tablet. Start with the basics of learning to use a mobile phone camera, review the settings for optimal image capture, and explore pro tips and techniques of exposure, composition, and focus to produce the best results. In addition, you will access a select group of apps for image capture, processing, and display. You will also practice ways of transferring images from your mobile device to a computer for sharing and long term archiving. This class is designed for users of iOS and Android mobile devices. Some apps demonstrated may need to be purchased. Purchase of these apps are approximately \$20.




Advanced Artistic Expression through Photography: Phones & Tablets
Apr 4, 2018 - Apr 25, 2018

This class is a deep dive towards expressing your artistic vision through mobile photography. Using the camera that's always with you, you'll go beyond taking the simple snapshot by creating a photograph that's an artistic expression unique to your vision.


This class is designed for those that have a strong existing knowledge of their mobile devices camera.

Users of iOS and Android mobile devices are welcome. Some apps demonstrated may need to be purchased. Purchase of these apps should be about \$20.



Wine & Film at the Glenview Mansion

March 13 • Fifi Howls from Happiness
Farsi with English subtitles



This documentary explores the provocative artist Bahman Mohassess, the so-called “Persian Picasso,” whose acclaimed paintings and sculptures dominated pre-revolutionary Iran.

“Addictively fascinating and exceptionally clever.” – Village Voice

- Doors open at 6:30pm, films start at 7:15pm.
- Films are free, wine \$3/glass. Ages 21+ welcome.
- Films are shown in the Mansion Conservatory, café style.

March 25 – Opening Reception at Glenview Mansion

“The World of Nature”

Lynda Andrews-Barry – New installations
Lisa A. Tayerle – Mixed media assemblage
Vicky Arana – Trees of the World

Music by Lyuti Chushki (Hot Peppers!) – Bulgarian folk music

Critique by Penny Kritt

Deceptively Complex

This month, consider trying a little project that I came up with many years ago. I was thinking about how to give a still life composition a sense of depth. This was just to be a study, not something that would ever be framed. Close enough would be good enough because the goal was to learn a technique.

There were only three very simple objects because this wasn’t about capturing complex shapes. They were just stacked up to contrast near with far, inside with outside. And each was some version of round or oval so there were very little to be drawn.

Because this was mostly a study about using value changes (light to dark) to inform the viewer, I just used two complementary colors that would create light to mid tone shapes. Both were Daniel Smith watercolors. French

Ultramarine Blue (FUB) is semi-transparent and it added a little extra depth in the shadows. It also granulates, meaning that the heavier blue grains of pigment separate from the red pigment component. That separation explains why there's a little pink glow in various places.

The second paint was quinacridone burnt orange. The "quins" are always very transparent and are used in warmer colors from yellow to violet. They are usually very easy to lift and don't separate at all like FUB does.

Combine these two together with almost no water and you get a perfect black that sticks to the brush. Adding three drops of water to make the mixture spread more easily can make a small puddle of black into the light color of cigarette ashes. That's because the pigments in FUB generically fade – a lot – with the addition of even a little water that you didn't realize was still in your "clean" brush. But on one side of that condensed black color is a range from a soft, warm beige to chocolate brown. Increase the amount of FUB in the mixture and you'll get anywhere from the dark blue color of storm clouds down to cornflower blue and then on to the palest baby blue.

It would be an easy task. The two tubes of paint could make black or be watered down to make a variety of warm and cool colors. White shapes would magically be painted the negative space around them.

And now the big reveal! Hopefully, you can tell from the image below that everything was "white". A textured white roll of paper towels, a smooth, shiny corningware bowl and an egg. *White* was the only color I didn't paint. Everything else was a version of *almost* white.

Although the light *purposefully* wasn't bright enough to give dark shadows, there still enough of them to indicate that the light comes from the upper left. The biggest hints are the highlight on the left upper edge of the bowl and the slight shadow under its rim.



Take a few minutes to study the image. See how much variety there is in "white"? Consider how and where the warm beiges and brown colors were used. When you're done with that, compare how the cooler blues and grays were used.

Did you see the pattern in where they were each used?

Here's the same image below in grayscale. It looks really flat and boring, doesn't it?



The value range on both images is mostly about 15 – 30 percent. The lightest parts of each object are actually a light gray because the paper wasn't completely white. The little dark line under the rim of the bowl will be slightly higher on the value scale. But there truly are no "light" lights and no "dark" darks in the painting. Since all the values are so similar, see how the objects look flat instead of three dimensional? If it's just a value study without any color component, it's really boring, isn't it?

Go back, take another look at the top image and see how, by comparison, it's really got a lot going on? Now concentrate again on quantifying where the warm and cool colors are. Look again for a pattern. I'll wait for you!

Don't cheat! Did you find the pattern?

Okay, here's why the items look three dimensional in the first version even though the value shapes are so close together. Since the light is coming from the upper left, the top and left side will always be the lightest part of the object. As the values there got slightly darker, I only used warm darks, i.e, beiges and browns. On the other part of each object – the right and

lower sides – that's where the cooler blues and grays were used for the "darker" shapes.

Over the years, I've used this as an exercise for many classes. Many students actually snarled at me for inflicting such a difficult task on them. And the ones who complained the loudest invariably showed up the next week – with the most wonderful paintings of eggs!

If you try this, email me a picture of it!

If you'd like a gentle critique of your work, email me a photo at pennykritt@aol.com.

MEMBER NEWS

Gladys Lipton has a new Art Show at Brookside Gardens.



Gladys has had solo art shows at Friendship Hts, UUCB, Bethesda, UUCR, Rockville, NIH, Takoma Park, Bethesda Library, and Burtonsville Library. She was asked to teach a community art class at Takoma Park. She holds a doctorate in the teaching of modern languages and international education, which included the exploration of artists in the various countries where the language was spoken. This involved many class trips to museums to view the work of artists in the countries being studied.

Gladys started painting when her husband was very ill seven years ago, and in order to find something positive in her life, she enrolled in a painting class, for the first time. Her teacher encouraged her to have her first solo Art Show at Friendship Hts.

June Plotkin has been included in a juried show in the Art Center of Sarasota, Florida, which runs Jan. 25 through February 25.

Exploring Color

Paintings by Sabiha Iqbal

Glenview Mansion Art Gallery

On Exhibit: March 25, April 28, 2018

Opening Reception: Sunday March 25

1:30 PM to 3:30 PM

Ed Stolar, RAL member, made a contribution of \$50 towards the RAL Spring 2018 Show.

Upcoming Workshops/Demo & Critique Session at the Compass Atelier

Some of you may be interested to know about some incredible painting workshops coming to The Compass Atelier in the near future. Two nationally renowned visiting artists will be coming to our area in the near future.

DUANE KEISER will teach his popular *Premier Coup* weekend workshop on March 10-11. A *Lecture* on his work is scheduled for March 9.



TINA GARRETT will run a 3-day workshop on *Starting Methods* for painting the figure on April 27-29. Students will work from the live model with Tina guiding them through 3

different techniques to master this daunting subject.



Information on all of these and other great programming can be found at www.TheCompassAtelier.com.

Kritt Studio Classes

Beginning Drawing classes start Monday, April 9 daytime and evening

Beginning Painting classes start Tuesday, April 10 daytime and evening

Mix the Perfect Color Workshop Saturday, April 21 from 10 - 3

Painting a Still Life classes start Monday, May 7 daytime and evening

Drawing the City classes start Tuesday, May 8 daytime and evening

Advanced Groups and Private Lessons

**For more info:
call Penny at 301/989-1799**

A Work of Art by Debra Halprin
Giclée Printing and Photography Service
Create Fine Art Reproductions of your Paintings, Drawings and Photos on Watercolor Paper or Canvas

.12 cents per sq. inch on Paper
.15 cents per sq. inch on Canvas

Photography Starting at \$35 - Includes Digital Files, Proofs and Color Enhancements

Mastering the Fine Art of Giclée Printing
HalprinArt.com
Halprinart@aol.com
301-910-4750
Located in Rockville Maryland

GLENVIEW MANSION CONFERENCE ROOM SHOWS

You can show your artwork in Glenview Mansion for one month if you have received a 1st, 2nd, 3rd or honorable mention award in an RAL juried show. Artists may have both rooms to exhibit in if a second artist doesn't sign up for the same month within two months of the show's start date. The receptions at Glenview mansion are 1:30-3:30 PM on the Sunday after hanging. Preferred drop off and pick up times for Glenview Shows are from 9 am to 12 noon. Drop off/pickups are Mondays (unless a holiday). If you are unavailable on the date for pickup, please arrange for someone to pick up for you. There is no room to store your artwork at the Mansion. If you are unable to drop off/pick up on the assigned dates and you can't find someone else to drop off/pick up for you, please choose a month in which you can make those dates.

For artwork delivery, please unwrap your work and take the wrappings with you. Please bring pliers (needle nose are easy to work with). You may use the hand truck that is at the Mansion to move your artwork from your vehicle. There is no staff at the mansion available to help you move your artwork into the conference rooms. You are responsible for hanging your own artwork, with help from the Mansion staff. If you don't have labels for your work, please fill out the RAL cards that will be available. If you print your own, print them on card stock. Do not use the sticky Avery labels, unless you adhere them to foam core or card stock. **Contact Diane Jeang, Glenview Member Show Coordinator, (301) 871-1589 or swinedoc@yahoo.com with questions.** If you need to contact Julie Farrell, please send an email tojfarrell@rockvillemd.gov.

Monday delivery and hanging: 12PM–2PM & 5-7PM/ Sunday Gallery Opening: 1:30—3:30PM
Monday Pick up: before 11AM

Glenview Mansion Schedule				
2017				
	Member(s)	Mon &/or Tues Deliver 12-2&5-7	Sunday Gallery Opening 1:30-3:30	Monday Pick-up Before 11 am
DEC	RAL Winter Show	Nov. 27	Dec. 3	Jan. 2
2018				
	Member(s)	Drop-Off	Sunday Gallery Opening 1:30-3:30	Pick-up
JAN/FEB	Mike Kuchinsky/Diane Jeang	Jan. 2 12 – 4:30 pm	Jan. 7	Fri. Feb. 2 9-11 am
FEB/MAR	Student Art Show	Sun. Feb. 4	Feb. 11	Mar. 13 – Mar. 15
MAR/APR	Sabiha Iqbal (2)	Mon. Mar. 19	Mar. 25	Mon. Apr30 9-11 am
MAY/JUNE	RAL Spring Show	Mon. Apr. 30 12-2 pm, 5-7 pm	May 6	Mon. June 18 12-2 pm, 5-7 pm
JUNE/JULY	Harriet Gordon/Norda Kittrie	Mon June 18 9-11 am	June 24	Mon. July 30 9-11 am
AUG/SEPT	Board Member's Show	Mon. July 30 12 – 4:30 pm	Aug. 5	Mon. Sept. 10 9-11 am
SEPT/OCT	Closed	-	-	-

Rockville Art League Newsletter March 2018

OCT/NOV	Closed	-	-	-
DEC	Closed	-	-	-
2019				
	Member(s)	Mon &/or Tues Deliver 12-2&5-7	Sunday Gallery Opening 1:30-3:30	Monday Pick-up Before 11 am
JAN/FEB	Closed	-	-	-
FEB/MAR	Student Art Show			
MAR/APR	Joanie Grosfield/ Teresa Hull			
MAY/JUNE	RAL Spring Show			
JUNE/JULY				
AUG/SEPT	Board Members Show			
SEPT/OCT	Nighat Ahmed			
OCT/NOV	Cathy McDermott/ Susan Dunnell			
DEC	RAL Winter Show			
JAN/FEB				
MAR/APR				
MAY/JUNE	RAL Spring Show			
JUNE/JULY				
AUG/SEPT	Board Members Show			
SEPT/OCT				
OCT/NOV	Stephanie Gustavson/ Sue Moses			
DEC	RAL Winter Show			

For additional information for members hanging in the conference rooms, please refer to the RAL web page: <http://www.rockvilleartleague.org/glenview.pdf>

At least one platter of finger foods (cookies, crackers/cheese, veggies/dip) should be supplied by the RAL artist on the day of the opening reception. Cups/napkins/water are provided by the City of Rockville for opening receptions. The Mansion will be open at 1 pm for the artist on the day of the opening reception.

RAL ONGOING SHOW LIST

Twinbrook Library - 202 Meadow Hall Drive, Rockville, Maryland

<u>Name</u>	<u>From</u>	<u>To</u>
Nighat Ahmed	Feb. 1, 2018	Mar. 1, 2018

Thomas Farm Community Center – 700 Fallsgrave Drive, Rockville, Maryland

12-16 medium to large paintings, Contact person: Martha Coester (240) 314-8842

Rockville Art League Newsletter March 2018

<u>Name</u>	<u>From</u>	<u>To</u>
Sharill Dittmann (non-RAL)	Jan. 15, 2018	Apr. 15, 2018
Lieta Gerson	Apr. 15, 2018	July 15, 2018

Marilyn J. Praisner Library – 14910 Old Columbia Road, Burtonsville, Maryland

10 small to medium or 5-6 large paintings (10 hanging chains), Contact person: (240) 773-9455 Vera Ramaty

<u>Name</u>	<u>From</u>	<u>To</u>
open	Feb. 15, 2017	Apr. 15, 2018



RAL BOARD OF DIRECTORS

Name	Position	E-mail
Patrick Sieg	<i>President</i>	president@rockvilleartleague.org
Lisa Sieg	<i>1st Vice President</i>	jshows@rockvilleartleague.org
Carlos Garcia	<i>2nd Vice President</i>	oshows@rockvilleartleague.org
Nighat Ahmed	<i>Program Coordinator</i>	programs@rockvilleartleague.org
Emily Pearce	<i>Volunteer Coordinator</i>	volunteer@rockvilleartleague.org
Emily Pearce	<i>Membership</i>	membership@rockvilleartleague.org
Rob Gale	<i>Treasurer</i>	treasurer@rockvilleartleague.org
Cathy McDermott	<i>Secretary</i>	secretary@rockvilleartleague.org
Susan Dunnell	<i>Newsletter Editor</i>	newsletter@rockvilleartleague.org
Liliane Blom	<i>Liaison Officer</i>	liaison@rockvilleartleague.org
Sabiha Iqbal	<i>Publicity/marketing</i>	publicity@rockvilleartleague.org
Eric Goss	<i>Communications</i>	communications@rockvilleartleague.org
Lisa Sieg	<i>Hospitality</i>	hospitality@rockvilleartleague.org
Diane Jeang	<i>Monthly Member Shows</i>	mshows@rockvilleartleague.org
Patria Baranski	<i>Historian</i>	historian@rockvilleartleague.org
Michael Auger	<i>Webmaster</i>	webmaster@rockvilleartleague.org
Eileen Mader	<i>Founder</i>	

Rockville Art League
P.O. Box 4026
Rockville, MD 20850