



RockvilleArtLeague.org

Vol. XXVI No. 7

March 2017

NEXT MEETING: March 2, 6:30PM

Shanthi Chandra-Sekar will speak about the Indian tradition of Kolam drawing

Message from the President, Patrick Sieg

Hello Rockville Art League members,

We are in the midst of winter and the cool weather, lower light and all the “escape-proof” politics is having an impact on many of us. But as artists, we have a special ability that will help see us through. We artists are able to see beauty and interesting compositions nearly everywhere and at any moment.

Artist and teacher Robert Henri shared an intriguing thought in his book The Art Spirit... “There are moments in our lives, moments in a day, when we seem to see beyond the usual. Such are the moments of our greatest happiness. Such are the moments of our greatest wisdom. If one could but recall his vision by some sort of sign. It was in this hope that the arts were invented.”

I recall an art class where the group was asked to paint at a farm in upper Montgomery County. The place looked like an obsolete equipment dump and I wondered what could I possibly find to paint in this disaster. So I found a couple of broken lawn mowers and a trashed tractor and I couldn't have been happier

working on this composition and I much love the painting I created. The artist in me saw the possibility of beauty in the dump and I hope you will take a moment and recall your own experience of seeing beauty where others might not see anything special.

Please see my painting below and comments/critiques are welcome.



Winter is a fine time to focus on artwork in the studio and for some adventuresome artists, to work outside and find beauty in new and “cool” places.

Some other reminders and notes...

I am encouraging all members to share items for our newsletter. I believe it can be an information resource for art opportunities in our area. Later in this month's addition you will note a few that are of interest. Also, if you are involved in an art show, please let us know. We would much like to share that news with all members.

There was a terrific turnout of volunteers to pull the Student Art Show together. Emily Pearce did an excellent job coordinating the group and putting a process together to organize more than 400 pieces of art (some of them were even prepared to be hung). Thank you, Emily, and all.

The Brookside Garden art exhibition will expand in size on February 27 with the addition of work from several more RAL members. Carlos Garcia organized this beautiful show and I hope everyone will have a chance to visit. The show runs through April 2 with art pickup on April 3.

The dates for our Spring RAL Members' Show have changed. This year the show runs from May 21 through June 28. The dates for art submission will be Wednesday, May 17 and final pick-up will be Thursday, June 29. We have a Juror, wonderful artist and educator Maud Taber-Thomas. More details about our spring show will be included in coming months' newsletters.

Thank you for supporting our Rockville Art League.

Patrick Sieg
RAL President

Brookside Gardens Art Exhibit - Rockville Art League members will be exhibiting nature themed artworks, in various two-dimensional pieces. Come visit and see many vibrant and colorful floral scenes, landscapes, animals and more.

Dates: January 09, 2017 - April 2, 2017



Brookside Gardens Visitors Center
1800 Glenallan Avenue Wheaton,
MD 20902
www.BrooksideGardens.org



Visitors Center Open Hours:
Mon - Sat: 9:00 am - 5:00 pm
(Closed on December 24 and 25)

Rockville Art League 2016-2017 Speaker Series

All events in this series occur from 6:30-8:00 pm at Glenview Mansion 603 Edmonston Drive, Rockville MD 20851. Events are open to RAL Members and the General Public.

March 2, 2017: Shanthi Chandra-Sekar will talk about the Indian tradition of Kolam drawing. Shanthi is an artist and former RAL member.



To learn more about Shanthi and the art of Kolam drawing, please visit:

<http://www.shanthic.com/kolam.html>


April 6, 2017: Jae Shin is a PPFA (Professional Picture Framer Associates) Certified Picture Framer, and a current member of RAL. She has been in her framing career over a decade and has received awards at the Picture framing competitions. She will share her knowledge of art and picture framing. She currently works at “Framers Workroom” located in Tenleytown, DC.

Shop: info www.FramersWorkroomDC.com,
Jae’s personal info :“www.JaeeArt.com”



May 25, 2017: Walk-Through of RAL Spring Members Show/Nominations

June 2, 2017: Open-Membership Meeting/Elections



On Exhibit Feb. 19-Mar. 22, 2017
Rockville Student Art Show

Join us for the gallery opening reception on **Sunday, Feb. 19, 1:30-3:30 p.m.** featuring art by students from Rockville area schools, music by students of the **Bones Jones Music School** and refreshments donated by local eateries while enjoying an afternoon of crafts, food and fun!

Because of the large numbers expected, we ask that artists and their families from K through fifth grade arrive at 1:30 p.m., and artists and their families from sixth-12th grade arrive at 2:30 p.m. Event is free.

For information, call 240-314-8682 or 240-314-8660, or visit www.rockvillemd.gov. For recorded directions, call 240-314-5004. *Glenview Art Gallery is wheelchair accessible.*

New Gallery Hours: Mon., Tues, Wed., Fri., 9 a.m.-4:30 p.m.;
Thurs., 9 a.m.-9 p.m. Gallery closed on official holidays.



**Glenview Mansion
Art Gallery**
at Rockville Civic Center Park
603 Edmonston Drive
Rockville, MD 20851

Critique by Penny Kritt

Backgrounds!

Even if you are doing a large canvas full of scribbles like Jackson Pollock, you still must plan a background that will complement your main image(s).



No. 5
By Jackson Pollock

Painting white daisies on a beige background will, at best, be boring. And if you didn't paint their green leaves, they would be almost invisible. The goal is to have the background showcase the more important parts of the piece.

We'll start with a single flower. Notice that the flower takes up almost all of the image. That technique tells the viewer that the subject is *very* important! It also minimizes how much thought the background is really going to require since it is relatively small. Unfortunately, there are still many options that will detract from the artistic presence of the piece.

In view A below, the brilliant purple color in the background literally fights with the vibrant pink of the flower. In B below, purposely selecting a dull tertiary color doesn't work much better.

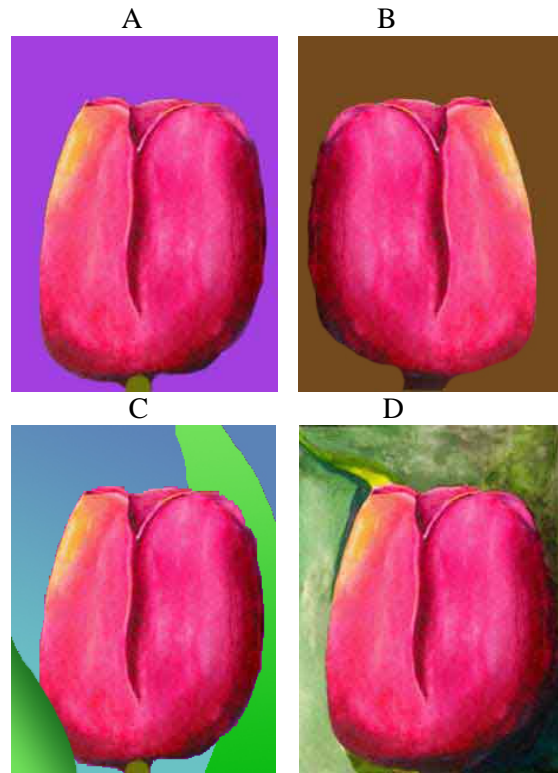


Image C above is a reasonable solution. There are a few identifiable graphic leaf shapes and a vivid sky behind the flower. Note that the leaf in the lower left corner cuts off part of the tulip which tells the viewer that it is in front of the flower. That contrasts with the leaf on the right that is partially obscured by the flower. These simple shapes give it a graphic look, almost like from a coloring book. By contrast, Image D takes a more painterly approach. This is obviously not a photo, and the viewer sees "the artist's hand" by virtue of the visible brush strokes.

I'm Hungry (below) tells a more complex story, and it's important that the background reinforces the location and time of the scene. Its job is to explain the icy wasteland, and hint at the coming of spring while still drawing the viewer in to see a typical family event.



I'm Hungry
By Penny Kritt
Acrylic on Canvas

This time, let's look at a painting of a cat serenely napping.



Had a hard time finding the cat, didn't you? That's because the brilliant aqua background is so appealing that the cat just seems to disappear. In the revised version below, the cat now has more light/dark contrast in her fur, so she's much easier to spot. Equally important, though, is that the intense secondary background color (made of primary colors blue and yellow) is now a tertiary. The addition of red (the third primary color) actually grays down the background. That makes the cat more prominent.



The birthday boy below has so many bright colors all around him that it's hard to know where to look or how important any one part of the painting is.



In the version below, the colors in both the boy and the nearby balloons are very intense, saturated color. The grass, sky and secondary bunch of balloons are now more muted colors. The image is now more sophisticated and it's easier to see what's going on.



Notice that the background is either a little more gray or brown than the first version of the painting.

The contrast of intense and muted colors is what makes the painting better.

Tip: How to avoid mud!

Do you find that when you try to tame those overly bright colors, you just get mud? That happens when you use one or more opaque colors. You know -- the ones that have chalk in them. Use them full strength and they can completely cover up anything underneath. If you only use transparent or semi-transparent colors, even your browns and grays will be lively. Student grade paints might not tell you about their opacity, but artist grade paints will usually be labeled. If you're still not sure, make a thick black line across your paper or canvas with a magic marker. Then spread some full strength paint (no water or medium!) across the line. The opaque colors will completely cover up the dark marker.

Both examples above have very simple backgrounds made up of a few shapes. Now let's look at a more complex composition that will also require a more complex background.




Mother's Tea Set
By Penny Kritt
Watercolor on paper



Mother's Tea Set
(revised)

If the background behind the silver teapot and sugar bowl were a single large shape, it would have appeared awkward and boring against the many shapes in the foreground. My painting (shown left above) had some simple vertical stripes that each direct the viewer to the important items below. Had I just used the same device, but with horizontal stripes, that pattern would rush the viewer out of the picture without ever seeing the items below.

**For classes or private lessons, contact Penny at
301/989-1799
©Penny Kritt 2017**



From Sheep to Shawl – Demonstrations of Spinning Wheels, Drop Spindles, Looms, Victrolas and Edison Cylinder Players

Sunday, March 12, 1:30-3:30 pm at the Glenview Mansion

Spend an afternoon learning how sheep's wool is made into yarn and then into fabric. The Mid-County Hand Spinners and Weavers will be demonstrating many different methods. There will be working spinning wheels and looms and even a 'bead loom'. Friends of the Spinners will be showing off how music was played before ipods. All questions are welcome!

This is a family friendly event and all ages are welcome. There will be free parking and refreshments.



Call for Entries for Glen View Mansion 2018

The City of Rockville celebrates its commitment to the arts through programs that reflect the diversity and vitality of the community. It is with great pride that the Glenview Mansion Art Gallery continues to showcase the finest artists in the region.

ELIGIBILITY: Open to all artists in the greater metropolitan area of Washington, D.C. (Includes, Maryland, Virginia, West Virginia, and Washington, D.C.) Note: former Glenview Mansion Art Gallery exhibitors must wait two years before reapplying – e.g., 2016 exhibitors may apply in 2018 for opportunities in 2019.

SELECTION PROCESS: All submissions will be reviewed by gallery staff along with an esteemed jury consisting of art professionals. An exhibit may reflect selection of one or more applicants.

CALENDAR: Entries due by: Friday, April 21, 2017

Artist notification: Friday, May 12, 2017

GALLERY HOURS: Monday, Tuesday, Wednesday, Friday, 9 a.m.- 4:30p.m.
Thursday, 9 a.m.-9 p.m.

Exhibition openings occur the first Sunday of the exhibit.

Submissions must include the following:

- **\$50 application fee** by check, made payable to the “City of Rockville”
- **Mail/deliver** completed application and check to: Glenview Mansion Art Gallery, Rockville Civic Center Park, 603 Edmonston Dr., Rockville MD 20851 ATTN: Julie Farrell

- **Images of your works of art:** Individual applicants may include 12 images burned to a CD-RW or USB flashdrive and sent to the gallery. Art Groups may include 2 images from each artist/member. All saved files must be editable (NO Read-only). All images should be representational of the work proposed for the exhibit. All images must be a minimum of 300 dpi and saved as a .jpg or.tiff.

Each image on CD/flashdrive/email should be identified in the following manner:

Last name_First name_dimensions_media
example: Doe_Jane_15"x30"_sculpture

CV or Resume of individual artist(s) or group applying for consideration.



APPLICATION DEADLINE:
5 PM, Friday, April 21, 2017

Mail completed application to:
Glenview Mansion Art Gallery
Rockville Civic Center Park
603 Edmonston Drive
Rockville MD 20851
ATTN: Julie Farrell

Or:

Email completed application to:
jfarrell@rockvillemd.gov

Application

Name of individual/
group _____

If group, # of artists in
group _____

Contact Person for
group _____

Email
Address _____

Snail Mail
Address _____

Daytime Phone
number _____

Title/theme of
exhibit _____

Exhibit space desired (circle all that apply)

Entire gallery 1/2 gallery 1/3 gallery

Availability of exhibitions (check all
appropriate):

- Jan 7- Feb 22 _____
- June 24-July 27 _____
- Aug 5-Sept 7 _____
- Sept 16-Oct 12 _____
- Oct. 21-Nov. 21 _____

Call for entries is also available on-line at:
<http://www.rockvillemd.gov/index.aspx?nid=1974>

MEMBER NEWS

Karen Merkin was the featured artist on “Artsy Shark” this February. Please read the wonderful article on her work at:
<https://www.artsyshark.com/2017/02/01/featured-artist-karen-merkin/>

Kritt Studio Classes

Drawing Gardens classes start
April 18, daytime and evening

Beginning Painting classes start
April 24, daytime and evening

Painting Beach Life classes start
May 16, daytime and evening

Advanced Groups and Private Lessons
Call Penny at 301/989-1799



Giclée Printing & Photography
Create Fine Art Reproductions of Your
Artwork on Watercolor Paper or Canvas

A Work of Art by Debra Halprin

.11 cents per sq. inch on paper
.14 cents per sq. inch on canvas
\$35 Photography Fee - Includes
Proofs and Color Enhancements

For All Your Giclée Printing Needs
www.Halprinart.com
301-260-9701

Artistic Opportunities

The **Takoma Business Association** is hosting the community favorite Takoma Park **Art Hop** arts fest on April 29-30, 2017. Art Hop is a weekend of art where local artists are matched with local businesses. A broad range of local artists, working in a variety of media at

all ranges of pricing, both new and emerging, will create an exciting mix of local art.

See details at:

<http://www.mainstreettakoma.org/featured-events/art-hop-takoma/>

ARTIST APPLICATIONS

DUE: FEBRUARY 21st, 2017

\$75 application fee

Apply online:

<http://www.mainstreettakoma.org/application-participation/>

CALL FOR ENTRIES:

**WCCC 42nd Annual Art Show and Sale
March 31 – April 2, 2017**

The Woman's Club of Chevy Chase invites new and continuing artists to submit their work for our show. Join us, come to the show and reception, enjoy the great art and talent in our community! If you are available to be an "Artist at Work" at the Show for 1-2 hours on Saturday, April 1, contact us.

Questions? Check www.wccmaryland.org or contact Elaine El-Khawas elkhawas@gwu.edu

Awards. First, Second, Third, and Honorable Mention ribbons will be awarded in **seven Art Categories:** Acrylic and Pastel; Photography, print, drawing; Portrait; Mini; Watercolor; Mixed media and Sculpture; and Oil.

Judge: Eric Westbrook, an experienced judge of art shows, is a painter, illustrator, and art instructor in the Washington area. His landscape and portrait paintings have been exhibited in solo and group shows and are held in public and private collections. Current and former teaching venues include The Yellow Barn at Glen Echo, VisArts in Rockville, and the Woman's Club of Chevy Chase. His illustration work has appeared in publications of prominent corporate, government and editorial clients. Eric's work can be viewed at www.ericwestbrook.com.

Entry Conditions:

1. Entry fees (nonrefundable): \$7.00 per mini. \$10.00 per entry for other categories. There is no commission taken on sales.
2. **ENTRY DEADLINE:** Mon., March 13.

Mail/deliver registration form and entry fees to:
WCCC Art Show
7931 Connecticut Avenue
Chevy Chase, MD 20815-5922

Complete registration/entry form is available at:

<http://nebula.wsimg.com/d8098eb72dfba5b22204a62a528ada1b?AccessKeyId=BECE553E92A76D29F1FC&disposition=0&alloworigin=1>

BALTIMORE WATERCOLOR SOCIETY

Call for entries: The 2017 Baltimore Watercolor Society's Mid-Atlantic Exhibition at the BlackRock Center for the Arts, Germantown, MD.

Open to all water media artists in the Mid-Atlantic states and DC. Juror: Frank Eber, AWS,NWS,TWCS,WW.

Entry Fee: Members \$30, Non-Members \$35

Entry online or by CD. First place \$1200.
Deadline: April 3, 2017.

For a prospectus and more information:
www.BaltimoreWatercolorSociety.org

THE HOWARD COUNTY CONSERVANCY

Call for Submissions:

*A 10x10 ART SHOW: NATURE THROUGH
THE EYES OF ARTISTS*

The Howard County Conservancy is accepting submissions for the 2017 The Art of Stewardship art exhibit, *Nature Through the*

Eyes of Artists. The 2017 exhibit will have an exciting new format, modeled on the Rochester Contemporary Art Center's successful 6x6 show. The show will consist entirely of 10"x10" pieces, all unlabeled, all available for a sale price of \$100, with all proceeds benefitting the Conservancy.

The show is an opportunity for nature-loving artists, amateurs as well as professionals, to support the work of the Conservancy. The online registration deadline is [April 24, 2017](#); registration may close early if the maximum number of 150 art pieces is reached.

The exhibit is presented in partnership with The Art of Stewardship Foundation and the Medomak Retreat Center.

What: The Art of Stewardship Art Exhibit

Where: 10520 Old Frederick Road, Woodstock, MD 21163

When: May 8, 2017 - June 2, 2017

Info /and Register:

www.hcconservancy.org/artofstewardship.html

Price: Artwork submission: free; Pre-opening reception: \$20

Watercolor Workshop/Graham Berry

Colleen Henderson at Artist Makers has arranged for a Watercolor Workshop to be taught by Graham Berry from the UK.

<https://grahamberrystudio.com/about>

Graham is visiting the USA for several months in 2017 and will be teaching watercolor workshops along the east coast. Colleen has arranged for him to teach at Artist Makers Studio 2, in Rockville MD, [May 19-21, 2017](#). The workshop is geared to all levels.

The link to information about the workshop is here:

http://www.colleenhenderson.com/Workshop_WC.html

GRAHAM BERRY WATERCOLOR WORKSHOP

We are excited to announce a three day watercolor workshop taught by Graham Berry, an award winning watercolor artist from the U.K. Making a rare visit to teach in the U.S., Berry will share his knowledge and expertise in rendering people and places in watercolor. You will benefit from his 40 years of experience as an illustrator and artist, and will leave the workshop newly inspired. This is a unique opportunity to learn from one of the UK's finest.

All Skill Levels Welcome!



WORKSHOP DETAILS:

Title: **EVERYDAY PEOPLE in EVERDAY PLACES**
Cost: **\$350.00** (coffee, tea & light snacks included in fee)
Dates: May 19-21, 2017
Time: 9:30am – 4:30pm
Location: Artist & Makers 2, 12276 Wilkins Ave, Rockville, MD

Each day we will begin a new watercolor painting. Day 1 will be a simple scene, followed by more complex paintings on day 2 and day 3. By the end of the workshop you should have three completed watercolor paintings and be very satisfied with your work.

Graham provides reference materials for each days' painting project. His instruction includes specific techniques for each stage of the process, including advice on drawing accurately and step-by-step painting demonstrations.

GLENVIEW MANSION CONFERENCE ROOM SHOWS

You can show your artwork in Glenview Mansion for one month if you have received a 1st, 2nd, 3rd or honorable mention award in an RAL juried show. Artists may have both rooms to exhibit in if a second artist doesn't sign up for the same month within two months of the show's start date. The receptions at Glenview mansion are 1:30-3:30 PM on the **Sunday** after hanging. Preferred drop off and pick up times for Glenview Shows are from 9 am to 12 noon. Drop off/pickups are Mondays (unless a holiday). If you are unavailable on the date for pickup, please arrange for someone to pick up for you. There is no room to store your artwork at the Mansion. If you are unable to drop off/pick up on the assigned dates and you can't find someone else to drop off/pick up for you, please choose a month in which you can make those dates.

For artwork delivery, please unwrap your work and take the wrappings with you. Please bring pliers (needle nose are easy to work with). You may use the hand truck that is at the Mansion to move your artwork from your vehicle. There is no staff at the mansion available to help you move your artwork into the conference rooms. You are responsible for hanging your own artwork, with help from the Mansion staff. If you don't have labels for your work, please fill out the RAL cards that will be available. If you print your own, print them on card stock. Do not use the sticky Avery labels, unless you adhere them to foam core or card stock. **Contact Diane Jeang, Glenview Member Show Coordinator, (301) 871-1589 or swinedoc@yahoo.com with questions.** If you need to contact Julie Farrell, please send an email tojfarrell@rockvillemd.gov.

Monday delivery and hanging: 9AM–12PM / Sunday Gallery Opening: 1:30—3:30PM
Monday Pick up: 9AM—11AM

Glenview Mansion Schedule				
2017	Member(s)	Monday Deliver and Hang Before 12 noon	Sunday Gallery Opening 1:30 – 3:30 pm	Pick-up Before 11 am
JAN/FEB	Jae Shin/Group Show	Jan. 2 & 3	Jan. 8	Feb. 12
FEB/MAR	Student Art Show	Feb. 12 (Sunday)	Feb. 19	Mar. 23 & 24
APR/MAY	Maurice Margolis/ Diane Jeang	Mar. 27	Apr. 2	May12
MAY/JUN	RAL Spring Show	May 15	May 21	June 30
JUL/AUG	Board Members' Show	July 5	July 9	Aug. 21
AUG/OCT	Chris Luckman (2)	Aug. 21	Aug. 27	Oct. 9
OCT/NOV	Barbara Bell (2)	Oct. 9	Oct. 15	Nov. 20
DEC	RAL Winter Show	Nov. 27	Dec. 3	Jan. 2
2018				
JAN/FEB	open			
FEB/MAR	Student Art Show			
APR/JUN	Harriet Gordon/Norda Kittrie			
MAY/JUN	RAL Spring Show			
JUL/AUG	Board Members' Show			
AUG/OCT	open			
OCT/NOV	open			
DEC	RAL Winter Show			

For additional information for members hanging in the conference rooms, please refer to the RAL web page: <http://www.rockvilleartleague.org/glenview.pdf>

At least one platter of finger foods (cookies, crackers/cheese, veggies/dip) should be supplied by the RAL artist on the day of the opening reception. Cups/napkins/water are provided by the City of Rockville for opening receptions. The Mansion will be open at 1 pm for the artist on the day of the opening reception.

Glenview/Open Show Coordinator: Diane Jeang, (301) 871-1589 E-mail: swinedoc@yahoo.com

RAL ONGOING SHOW LIST

Twinbrook Library – 202 Meadow Hall Drive, Rockville, Maryland		
Shows are now 1 month in length. 5 medium to large paintings, Contact person: Chris Lindy (240)-777-0240, christinelundy@montgomerycountymd.gov		
<u>Name</u>	<u>From</u>	<u>To</u>
Open	Feb. 15, 2016	Apr. 15, 2017
Thomas Farm Community Center – 700 Falls Grove Drive, Rockville, Maryland		
12-16 medium to large paintings, Contact person: Martha Coester (240) 314-8842		
<u>Name</u>	<u>From</u>	<u>To</u>
Angie Lacey	Feb. 15, 2017	June 15, 2017
Valthea Fry	June 15, 2017	Oct. 15, 2017
Marilyn J. Praisner Library – 14910 Old Columbia Road, Burtonsville, Maryland		
10 small to medium or 5-6 large paintings (10 hanging chains), Contact person: (240) 773-9455, Vera Ramaty.		
<u>Name</u>	<u>From</u>	<u>To</u>
Open	Feb. 15, 2016	Apr. 15, 2017

RAL BOARD OF DIRECTORS



Name	Position	E-mail
Patrick Sieg	<i>President</i>	president@rockvilleartleague.org
VACANT	<i>1st Vice President</i>	
VACANT	<i>2nd Vice President</i>	
VACANT	<i>Program Coordinator</i>	
Emily Pearce	<i>Volunteer Coordinator</i>	volunteer@rockvilleartleague.org
Emily Pearce	<i>Membership</i>	membership@rockvilleartleague.org
Rob Gale	<i>Treasurer</i>	treasurer@rockvilleartleague.org
Cathy McDermott	<i>Secretary</i>	secretary@rockvilleartleague.org
Susan Dunnell	<i>Newsletter Editor</i>	newsletter@rockvilleartleague.org
Liliane Blom	<i>Liaison Officer</i>	liaison@rockvilleartleague.org
Sabiha Iqbal	<i>Publicity/marketing</i>	publicity@rockvilleartleague.org
Eric Goss	<i>Communications</i>	communications@rockvilleartleague.org
Lisa Sieg	<i>Hospitality</i>	hospitality@rockvilleartleague.org
Lisa Sieg	<i>Juried Member Shows</i>	jshows@rockvilleartleague.org
Diane Jeang	<i>Monthly Member Shows</i>	mshows@rockvilleartleague.org
Carlos Garcia	<i>Open Shows</i>	oshows@rockvilleartleague.org
Patria Baranski	<i>Historian</i>	historian@rockvilleartleague.org
Michael Auger	<i>Webmaster</i>	webmaster@rockvilleartleague.org
Eileen Mader	<i>Founder</i>	

Rockville Art League
P.O. Box 4026
Rockville, MD 20850
