



RockvilleArtLeague.org

Vol. XXV No. 3


November 2015

NEXT MEETING: November 5th, 6:30PM
Making Ornaments for RAL's Holiday Tree at the Mansion

Message from the President, Fred Ruckdeschel

Dear Fellow Artists and Art Lovers,

RAL monthly meetings are devoted to art. But as with all of life, in the background is some



business – money and organization. As you may know, RAL has an annual contract with the Rockville Civic Center Park (the Mansion) for use of our meeting rooms. This year, there is a new manager of the Civic Center facilities, and

relatively new heads of three departments in the City, each of whom has an interest in the use of the Mansion. Thus, I sense a new phase and opportunity for RAL and for each of us, if we choose.

In addition to the annual contract, there are plans for a Memorandum of Understanding between the Mansion and RAL. A preliminary draft puts in writing the working understanding RAL has had in recent years with Mansion staff. In addition, the draft calls for RAL to provide some basic help at each monthly art opening in the Mansion Gallery. *The Gallery needs at least one and preferably two people to help out for two hours, one to keep refreshments replenished and the other to provide directions to guests entering on the first floor.* I expect at some point to sign such a memorandum, after consulting with the RAL board.

City staff have also discussed having only one juried RAL members' show each year instead of semi-annual shows. City budgets are tight. Accordingly, members and the Board need to keep in mind that it is important for RAL to have regular presence at the Mansion. And starting now, helping out at the monthly gallery openings is a prime opportunity *as well as a time to have fun helping Julie Farrell*, whom I introduce in the next several paragraphs.

Later in this Newsletter there is a column by Julie Farrell, who is the Arts Programs

Specialist in the City of Rockville's program to encourage the arts. Although not part of the Mansion staff, she is in charge of shows in the Glenview Mansion Art Gallery. Many of you may already know Julie. She hangs our shows and is a long-time friend and supporter of RAL.

Julie's goal is to work with the RAL board and interested members to stimulate a greater involvement of the visual arts at the Mansion. From my own personal experience, initially as a member helping with the semi-annual shows and more recently as president, Julie is a treat to know and a pleasure to work with.

I hope many of you will take the time to meet her. She will be attending our monthly meetings. Please tell her about your artistic interests and what you would like to do to help her enhance the artistic part of your life through activities at the Mansion. Also, please tell her what artistic event you would like to participate in elsewhere in Rockville.

The City of Rockville is interested in promoting all the arts. This is an opportunity for each of you and for RAL to participate – to have the fun of helping out or to enhance your own artistic endeavors, or – best of all – to enjoy both. In short, it is a time for members to enjoy, several ways, the benefits of the Mansion and ensure RAL is perceived as positive contribution to the arts in the City of Rockville.

To change the subject, please find below the Call for Entries for RAL's up-coming show at the U.S. Courthouse in Greenbelt, MD.

I hope to see many of you at the Mansion on the 5th.

Fred Ruckdeschel
RAL President

Call for Entries

Rockville Art League Show at U.S. District Courthouse

Dates: November 16 to January 25, 2016

Place: US District Court, 6500 Cherrywood Lane, Greenbelt, MD 20770

Deadline for Entries: October 28, 2015

Delivery of Work: Monday morning,
November 16, 2015

Pick up of Work: Monday, January 25,
2016

These dates are the only dates for delivery and pick up. Ask another member for help if you cannot be available either or both dates. Let Fred Ruckdeschel (301-957-0330) know if you are not able to find help. *Hanging of the work will be done by a professional under contract to the Court, at no cost to RAL.*

Opening reception: There will be no opening reception owing to conflicts with rush-hour traffic on the Beltway.

The jury: The president will select three or four board members and two or three regular members to be the jury. The jury will meet at least once shortly after the deadline for entries.

Objective of the jury: The jurors are to include work of as many members as possible while maintaining the customary quality of RAL semi-annual shows in the Mansion.

Eligibility: Each artist must be a member with current dues paid by October 31, prior to jurying.

General Rules [Rules for images to be viewed by the jurors are below.]

1. There is no time limit on when works were produced, and works will be accepted that have been exhibited before in any RAL show.
2. Works must be framed or gallery wrapped or sides painted or otherwise decorated and ready to be hung with hanging wire.
3. Maximum size of two-dimensional work is likely to be at least 8 feet wide and high. (The artist must be able to deliver all accepted work to the Courthouse at the time indicated below.)
4. Free-standing three-dimensional work will be very limited in number owing to floor space allotted by the Court. It has to fit close to a wall. Width may possibly be as much as six feet, and height not more than 6 or so feet. Again, the artist must be able to deliver the work as in Rule 3, above. In addition, if a pedestal is necessary, the artist must provide it. Final acceptance will depend on decision of Courthouse staff owing to space limits.
5. RAL cannot guarantee that all large works accepted can be accommodated. Hence, final acceptance of any very large piece may depend on space available.
6. Each artist must supply a one-page bio or artist's statement or a combination of the two. **Both sides** of the page may be used. These will be in a binder in the lobby of the Courthouse.
7. Artists whose **work is accepted must pay a fee of \$20**, payable to **Rockville Art League**, to cover postcards and other incidental expenses. There is **no fee for the jurying**.
8. **The fee and your bio** should be mailed to me no later than Saturday **morning**, November 7. The address will be provided when your work is accepted

for the show.

Rules for Entry Images

1. Send up to 10 images as attachments to a single email message addressed to RALsubmissions@gmail.com, by **Wednesday, October 28, 2015**.
2. The **subject line** of the email should be "Courthouse Show".
3. Images must be in **jpeg format**.
4. Name or rename each jpeg image to include **your last name, title, and size in inches**. For example, Jones.Roadway.24x24. We will need this information to jury properly, given the large spaces available for hanging.
5. Indicate in your email if your two-dimensional work can be hung as a coherent group.

Tasteful nude images are allowed. Titillating images will be excluded. The judge who oversees art exhibits at the Courthouse will decide what is tasteful by reviewing the images.

The Courthouse has three floors on which we may exhibit work. There are large wall spaces that accommodate pieces considerably larger than the Glenview Mansion. Thus, here is an opportunity for all of us to submit work that was too large to be shown or was not chosen for RAL semi-annual shows or that was produced in any past year.

Labels will be made by the professional hanging the show. They will include the title, name of the artist, and media. No price will be shown.

Work may be sold. Visitors to the Court will be provided the phone number of a designated RAL member, who will pass on information to the artist about any purchase inquiries.

Fred Ruckdeschel

Julie's Take

The Glenview Mansion and the Rockville Art League share a long and interesting history. In 1957, the Rockville Art League was founded—in the past 58 years, it has become a well-established and respected organization.

RAL members were instrumental in transforming the second floor of the Mansion from City offices into a lovely art gallery. The members were responsible for hanging the exhibits, promoting the events, and hosting the receptions.

More recently, the work of running the gallery has become more disconnected from the Rockville Art League, leading some to suggest that its members no longer feel ownership of the gallery. On the contrary, all the members I've spoken with would like to be more involved, to feel like the Mansion and the gallery are once again their "home."

The intent of the new Civic Center Superintendent, Paige Janzen, is to make the Civic Center a visual and performing arts center. The timing is perfect both the RAL members and the City employees, who work at the Civic Center, to get together and see how we can improve the visibility and usability of the Mansion and Theatre and the 153 acres of beautiful, manicured grounds. It's an exciting time!

So, if you have some ideas, please send me an email and let's see if we can't try some new things or try some old things in a new way. I'll be attending the RAL meetings the first Thursday of the month – so feel free to grab me at a meeting and tell me your ideas.

In two years, RAL will be 60 years old! Let's shoot for a grand anniversary celebration!

Julie Farrell, JFarrell@rockvillemd.gov
Arts Program Specialist, City of Rockville

November Meeting: Making Ornaments for the RAL Tree at the Mansion for the Holidays

O Christmas Tree!

The days are shorter and the time is coming for the RAL members' Christmas tree at Glenview Mansion. Are you ready?

This year we invite you to create an ornament based upon your art. A photo will work just fine. Look for decorative or holiday details in your work that you can enlarge and print out. Include your name somewhere in the design. People who like your ornament will then have a way to know who you are and can contact you if they would like to purchase one of your works or commission one.

Our November meeting will be an elves' workshop with tools, supplies, munchies, wine and good company to get that holiday cheer up and running. Take pictures of details of your artwork. Print them out on cardstock, photo or other heavy paper and bring them along. While you're at it, clean up that studio and bring along any stray art and craft supplies that you can do without and are willing to share—paints, brushes, colored pencils, markers, ribbon, yarn, string. You know—stuff! We won't have enough scissors for everyone, so bring a pair along with you.

Don't forget! Bring pictures of your artwork to make your ornament(s).



RAL Juried Member Art Show Glenview Mansion

December 6, 2015 – December 31, 2015

Judge: Katherine Nelson will be the juror for the December Member Art Show. Originally from Holland, she currently teaches drawing at the Yellow Barn. Her preferred medium is charcoal, which she skillfully employs to capture the spirit and beauty of rural landscapes of the Palouse as well as urban scenes of old Europe. She has recently created fiberglass painted cakes, drawing inspiration for her from her landscape drawings. She has exhibited her work in numerous solo, invitational, and juried exhibitions in the U.S. and Europe. Her work has also been selected for various print and film media. She will conduct a gallery walk-through on Thursday, December 3, at 6.30 PM.

Eligibility and rules: Each member in good standing may enter two works. The maximum length of any framed side is 60 inches. Only **original** works securely framed with hanging wire are acceptable. The entries must have been completed within the last two years and may not have been exhibited previously in a RAL Member Show. No photographs, no reproductions, no giclées and no wet canvases are allowed. A work having multiple framed parts must meet the two works per member criteria. Entries not meeting the show conditions will not be accepted. RAL retains the right to determine suitability of work for entry in this show. Artist's signature on the Show Agreement also constitutes a commitment to donate 20% of the sale price to the City of Rockville for works sold during the show.

Categories:

- Oils and acrylics
- Watercolors
- Pastels, drawings, and hand pulled prints
- Mixed media, collage, experimental, and original computer-generated art
- Sculpture and ceramics

Awards:

- Best in Show (cash and ribbon)

- First, Second and Third in all categories (cash and ribbons)
- Honorable Mention at the judge's discretion (ribbons)

Delivery: Tuesday, December 1, Noon - 2 PM and 5 – 7 PM. Register and deliver your work to the second floor Glenview Mansion Art Gallery, Rockville Civic Center. On Wednesday, December 2, please phone the pickup hotline after 2 PM, **240-314-8682**, to see if your work was juried into the show. If your number is listed then you or your designee must pick up your work on Thursday, December 3, Noon -2:00 PM and 5:00 – 7:00 PM.

Gallery Walk Through: Thursday, December 3, at 6:30 PM.

Reception: Sunday, December 6, from 1:30-3:30 PM. Presentation of awards at 2 PM. Light refreshments to follow.

Final Pick Up: Monday, January 4, 2016, Noon – 2 PM and 5-7 PM. Your work must be picked up. Please have your designee pick up your work if necessary. Any work left after Wednesday noon will not be insured. There is no storage available.

Sales: The Glenview Mansion staff will manage art sales. Artist's signature on the Show Agreement also constitutes a commitment to donate 20% of the sale price to the City of Rockville for works sold during the show.

Dear RAL Members,

It is time to start getting ready for the December Member's Show! The Show Agreement and Call for Entries are included in this newsletter, and also available on the RAL website. The Judge will be Katherine Nelson: <http://www.katherinenelsonart.com>

Registration will be Tuesday, December 1st from 12-2:00PM and again from 5-7:00PM. The walk-through will be Thursday, December 3rd, from 6:30-8:30PM. The opening will be Sunday, December 6th from 1:30-3:30PM. We need your help! See below for volunteer opportunities. Remember, if you sign up to volunteer the \$5.00 entry fee is waived. Please contact Emily Pearce at ekepearce@gmail.com

if you are available to volunteer, except where otherwise noted below.

Tuesday, December 1:

- 11-12: Registration Set-Up
- 12-2 pm: Delivery of Works/Registration
- 5-7 pm: Delivery of Works/Registration

Wednesday, December 2:

- 9-12 noon: Judging

Thursday, December 3:

- 9-11:00 am: Hanging
- 9 am – 11 am: Move unaccepted work to pick-up area
- 12-2 pm: Call Winners, Write Ribbons, Prepare Program
- 12-2 pm: Pick-up of unaccepted work
- 2-4 pm: Hanging
- 4:30-6:30 pm: Pick-up of unaccepted works

Friday, December 4

- 10-noon: Finish up Hanging and Tagging

Sunday, December 6:

Reception**

**The reception runs from 1:30-3:30. Helpers are needed for set-up prior to the reception, for help during the reception, and also for clean-up after the reception. If you are able to help with the reception, please contact Martha Campos directly at ximenace@verizon.net.

Monday January 4

- 12-2 Final Pick-Up
- 5-7 pm Final Pick-up

If you have any questions or concerns, please call Emily Pearce at 919-699-2547 or email at ekepearce@gmail.com.

The December show's registration form is included at the end of this newsletter.

MEMBERSHIP DUES

Membership dues for September 1, 2015 through 2016 are **\$35.00**. Dues paid **after October 31 increase to \$40**. Please pay on the web site or send your check (made payable to RAL) to: Susan Dunnell, 11215 Dewey Road, Kensington, MD 20895. Thank you!

Note on RAL's History

These comments were written by RAL's Founder, Eileen Mader, for RAL's 35th anniversary in 1992:

“Looking back, the difficult times are blurred and the happy and rewarding occasions stand out. RAL can be proud of the many accomplishments over its 35 years. True to its purpose it has provided encouragement and direction for timid novice-artists, opportunities for information and training of those seeking higher goals, and friendships and contacts for those who need them. RAL has also worked closely with the City of Rockville in fostering the cultural arts - especially visual.

Many hundreds of thousands of volunteer man-hours have made the success of RAL possible - especially those who dared to assume responsibility. RAL has also benefitted from many of its members who have personally achieved national and international recognition in their professions; RAL is proud their roots were with us.

Even greater things will undoubtedly be in RAL's future.”

Tips from Penny Kritt Using Dark Colors

It's almost a sure bet that if your painting or drawing is *boring*, it's probably all light and mid tone values. A little dark can go a long way – and you're sure you have some, right? Let's just see if that's true.

Are your darks *really* dark?

Let's drop a floral painting into a photo-processing program and play around with the values. *Figure 1* looks like it's got a nice dark shape between the flowers and in the shadows on the blossom to the right. Or does it? Compare it to *Figure 2* below and you'll see much more contrast and a lot more drama.



Figure 1



Figure 2

Let's double check to really understand how dark (or not) those shapes are. We'll convert both of the images above to a gray scale (*Figures 3 and 4*). Now that discrepancy shows up even more.



Figure 3



Figure 4

Tip: Recognizing darks versus mid tones is much like riding a bike. Here's the artist's version of training wheels. Take a sheet of clear plastic, like a transparency. Use a black dry-erase marker (not a permanent one!) and make a line about an inch long. Then hold the dark line on the transparency over the alleged dark in your artwork. If there's more than a little difference, you now have proof that you've actually got a mid tone. Use this prop until you get the hang of things and then you'll never need it again.

If you're using pencils or even charcoal, it can still be difficult to get a something very close to black. With watercolors, even if you select a tube of black paint, if there's any water in your brush, that black *may* get watered down to a shade of gray. Another challenge using watercolor paints is that they tend to dry lighter, so the next day you might find your darks really aren't and you'll have to try again.

Making Great Dark Colors:

You can have great darks that still lean toward warm or cool colors. In *Figure 5* below, the panels respectively have a hint of red, blue and green. So the next time you do a huge

“portrait” of a single rose, you’ll have a whole range of colors to use for the shadows. No more consistent, boring gray shadows anymore!



Figure 5

Recipes for Darks:


I use Daniel Smith watercolors and acrylics almost exclusively. You can try versions from other manufacturers of the colors below. As long as they are transparent paints, you can probably get the same great results. The underlying principle is that your mixture has red, yellow and blue components. I’ve used the names of the Daniel Smith paints, but you can try any brands that look similar. The trick is to use little or no water and/or medium. With some combinations, you can add some water or medium to make the mixture less sticky and easier to spread. With others, using even a damp brush will just leave you with a gray.

Quinacridone Burnt Orange & French Ultramarine Blue



This combination can also produce anything from a milk chocolate brown to a cornflower blue. Adding even a few drops of water will reduce this to grays.

Undersea Green & Quinacridone Burnt Scarlet



These colors will give you a range of shades that lean toward red or brown, so the results are warmer than the combination above. A little water also reduces this to gray.

Ultramarine Turquoise & Naphthamide Maroon



Cooler darks are the product here because both colors have so much blue in them. You can actually add a little water and still get a glowing dark. Best of all, this turquoise color is made without thalo (also known as phthalo – and yes, I spelled that right!) so it’s a non-staining paint. That means you can made glowing really dark shades *and* you can lift it!

This is a great recipe that can make large puddles that are easy to spread.

Mid Tone Mud Instead of Darks:

Have you tried mixing a dark and ended up with mud? It happened because at least one of your paints was an opaque color. If you used all transparent paints, you can get darks that still glow with a hint of color.

Happy painting!


I’m still offering free, gentle critiques for future issues. Just send a jpg of your painting or drawing to pennykritt@aol.com.

For classes or private lessons, contact Penny at
301/989-1799
©Penny Kritt 2013

MEMBER NEWS



Patricia Zannie is one of 45 artists selected out of 450 for Maryland Federation of Art's 2nd Annual Gallery B show, by juror Margery Goldberg of Zenith Gallery. Her collage "Aspen Trees" will be on exhibition November 6-29, 2015 at Gallery B, 7700 Wisconsin Ave, Bethesda, MD 20814. Hope you will be able to join us at the Reception on November 13, 6-9pm. Gallery hours are Wednesday - Saturday 12-6pm. For further information: www.bethesda.org/bethesda/gallery-b or phone 301-215-6660.



Bonny Lundy will exhibit over 30 new watercolor and oil landscapes in her show *Open Spaces, Beautiful Places* at Sandy Spring Museum. All are invited to the opening reception Saturday, Nov. 7, from 1-3 in the Dr.

Bird Room. Carole Bergman from the Department of Parks and Planning will offer a short talk on local natural areas at 1:00 pm. and Bonny will do a walk through talk of the show. The show is up from Oct. 28 through Nov. 21. For more information please call 301-774-0022 or 301-466-6344.



Bonny Lundy will also offer an *Expressive Colors of Nature Watercolor Workshop* at Sandy Spring Museum, Saturday & Sunday, Nov. 14-15, from 10-4 each day. The cost is \$150.00. For further information and to register please visit: SandySpringmuseum.org/fine-arts/

The workshop will focus on using vibrant color and spontaneous creative brush strokes while creating strong compositions. This is going to be a fun and enriching workshop with Bonny, who has taught watercolor classes and workshops at Yellow Barn for over 30 years. There are still some spaces open, so please register soon.

BONNYLUNDY.COM 301-466-6344

Draw and Paint with Penny Kritt

Draw Pets and People

All levels. They're all in your pencil, just waiting to get out. Hair and fur, pudgy baby fingers and paws all use the same easy techniques. Classes at the Kritt Studio offered

through Montgomery County Recreation Dept. Morning (No. 7003) and evening (No. 7011) 6 sessions start Tuesday, 11/10/15. For more information, call Penny Krittr at 301/989-1799.

Painting Landscapes

All levels. Watercolor and Acrylics. It's easy to paint your favorite season. Capture bright fall trees, ski slopes and then on to flowers in the spring. Classes at the Krittr Studio offered through Montgomery County Recreation Dept. Morning (No. 7008) and evening (No. 7009) 6 sessions start Monday, 11/9/15. For more information, call Penny Krittr at 301/989-1799.



Giclée Printing & Photography
Create Fine Art Reproductions of Your Artwork on Watercolor Paper or Canvas

A Work of Art by Debra Halprin

.11 cents per sq. inch on paper
.14 cents per sq. inch on canvas
\$35 Photography Fee - Includes Proofs and Color Enhancements

For All Your Giclée Printing Needs
www.Halprinart.com
301-260-9701

TWO DAY ENCAUSTIC MONOTYPES WORKSHOP

Jorge Bernal

I love the encaustic monotype painting process. It is fun, simple and fast. I encourage you to experiment with this medium and make it your own.—Jorge Bernal



Saturday & Sunday 10AM to 4PM
Location: Washington Art-Works
12278 Wilkins Avenue
Rockville MD 20852
November 7 & 8

Workshop will cover:

- Equipment required to do encaustic monotypes
- Materials, techniques, and knowledge needed to experience this process
- Making encaustic medium
- Encaustic color stick making process
- Paper types, quality and absorbencies
- Work surfaces: Wood cradled panel substrates, and gesso applications
- Painting & drawing techniques, color stick applications, mark making
- The creative process, ideas and concepts
- Health and safety

Format: Lecture and demonstrations: We will experiment with several types of papers and scrolls. Introduce new tools (mark making), stamps, soft lead pencils, charcoal, rubber tipped tools, stencils, plastic grid material, bubble wrap in a variety of sizes, soft kitchen utensils, scrapers, clay-modeling tools, etc. We will do additive and subtractive processes, and try various tools and plate temperatures in order to become comfortable with the many possibilities. All this will include plenty of time to paint! Each day we will have Q & A time and a critique of the work.

COST: \$325.00 tax and supplies included. A list of small tools and incidentals for students to bring will be sent prior to the class.

Class limited to 8. If you have any questions, please email me: jorgeluisbernal@gmail.com

**Jorge Bernal at ENO Wine Bar
Exhibit**

2810 Pennsylvania Ave
NW, Washington, DC

**Contemporary Landscapes
October 1st to November 30th
Reception Friday October 2nd,
6:00 to 7:00PM**



“Varadero” 36”X 24” Encaustic Monotype on wood panel

ART OPPORTUNITIES

Northern Virginia Art Center's new Specials Exhibitions space. The Northern Virginia Art Center is searching for talented professional artists with a cohesive body of work to exhibit in their new Special Exhibitions space in the heart of Crystal City's thriving restaurant district. 380 square feet of gleaming exhibition space available for monthly exhibits of 2D or 3D art! Their full time gallery staff will assist in exhibit installation, process sales of your work, and will coordinate your opening reception, all for a small fee and low sales commission.

Eligibility: Open; **Deadline:** Ongoing

Entry Fee: N/A

http://novaartcenter.org/our-mission/show-opportunities/?utm_source=PROJECTOR%206-27-13&utm_campaign=Projector&utm_medium=email

Rockville Innovation Center Call for Entries

Rockville Innovation Center is interested in showcasing the work of local artists in their gorgeous location. The RIC is looking to fill its beautiful space with artwork by metro area artists and photographers.

<http://www.visartsatrockville.org/call-for-entries/feast>

Eligibility: Open; **Deadline:** Ongoing

Entry Fee: N/A

DC Photo Grid. The DC Photo Grid is an aggregated map of the city generated from user-submitted photographs, and the DC Crowd-Sourced Video Project offers a constantly looping portrait of the city as viewed by its inhabitants.

http://www.dcphtogrid.com/?utm_source=PROJECTOR+6-27-13&utm_campaign=Projector&utm_medium=email

Eligibility: Open; **Deadline:** Ongoing/**Entry Fee:** N/A

GLENVIEW MANSION CONFERENCE ROOM SHOWS

You can show your artwork in Glenview Mansion for one month if you have received a 1st, 2nd, 3rd or honorable mention award in an RAL juried show. Artists may have both rooms to exhibit in if a second artist doesn't sign up for the same month within two months of the show's start date. The receptions at Glenview mansion are 1:30-3:30 PM on the **Sunday** after hanging. Preferred drop off and pick up times for Glenview Shows are from 9 am to 12 noon. Drop off/pickups are Mondays (unless a holiday). If you are unavailable on the date for pickup, please arrange for someone to pick up for you. There is no room to store your artwork at the Mansion. If you are unable to drop off/pick up on the assigned dates and you can't find someone else to drop off/pick up for you, please choose a month in which you can make those dates.

For artwork delivery, please unwrap your work and take the wrappings with you. Please bring pliers (needle nose are easy to work with). You may use the hand truck that is at the Mansion to move your artwork from your vehicle. There is no staff at the mansion available to help you move your artwork into the conference rooms. You are responsible for hanging your own artwork, with help from the Mansion staff. If you don't have labels for your work, please fill out the RAL cards that will be available. If you print your own, print them on card stock. Do not use the sticky Avery labels, unless you adhere them to foam core or card stock. **Contact Diane Jeang, Glenview Member Show Coordinator, (301) 871-1589 or swinedoc@yahoo.com with questions.** If you need to contact Julie Farrell, please send an email to tojfarrell@rockvillemd.gov.

Monday delivery and hanging: 9AM–12PM / Sunday Gallery Opening: 1:30—3:30PM
 Monday Pick up: 9AM—11AM

2015	Member(s)	Monday (generally) Deliver and Hang Before 12 noon	Sunday Gallery Opening 1:30 – 3:30 pm	Monday (generally) Pick up Before 11 am
NOV	Regina Price	Oct. 26	Nov. 1	Nov. 30
DEC	RAL Winter Show	Nov. 30	Dec. 6	Jan. 4
2016	Member(s)	Monday (generally) Deliver and Hang Before 12 noon	Sunday Gallery Opening 1:30 – 3:30 pm	Monday Pick up Before 11 am
JAN	Sabiho Iqbal	Jan. 4	Jan. 10	Feb. 1
FEB	Carlos Garcia (2)	Feb. 1	Feb. 7	Feb. 26
MAR	Student Art Show	Feb. 28	March 6	March 24
APR	Fred Ruckdeschel (2)	March 28	April 3	April 25
MAY	RAL Spring Show	April 25	May 1	May 25
JUN	Board Member's Show	May 31	June 5	June 27
JUL	Diane Jeang	June 27	July 10	Aug. 1
AUG		Aug. 1	Aug. 7	Aug. 29
SEP	Jorge Bernal (2)	Aug. 29	Sept. 11	Oct. 3
OCT	Linda Greigg + Suzie Weiss (2)	Oct. 3	Oct. 9	Oct. 31
NOV	Philip Bennet (2)	Oct. 31	Nov. 6	Nov. 28
DEC	RAL Winter Show	11/28&29	Dec. 4	Dec. 30

For additional information for members hanging in the conference rooms, please refer to the RAL web page: <http://www.rockvilleartleague.org/glenview.pdf>

At least one platter of finger foods (cookies, crackers/cheese, veggies/dip) should be supplied by the RAL artist on the day of the opening reception. Cups/napkins/water is provided by the City of Rockville for opening receptions. The Mansion will be open at 1 pm for the artist on the day of the opening reception.

Glenview/Open Show Coordinator: Diane Jeang, (301) 871-1589 E-mail: swinedoc@yahoo.com

RAL ONGOING SHOW LIST

Twinbrook Library - 202 Meadow Hall Drive, Rockville, Maryland

Shows are now 1 month in length. 5 medium to large paintings, Contact person: Chris Lindy (240)-777-0240, christinelundy@montgomerycountymd.gov

<u>Name</u>	<u>From</u>	<u>To</u>
Open	Oct. 15, 2015	Dec. 15, 2015
Open	Dec. 15, 2015	Feb. 15, 2016

Thomas Farm Community Center – 700 Fallsgrove Drive, Rockville, Maryland

12-16 medium to large paintings, Contact person: Martha Coester (240) 314-8842

<u>Name</u>	<u>From</u>	<u>To</u>
Valthea Fry	Oct. 15, 2015	Jan. 15, 2016
Leita Gerson	Feb. 15, 2016	Jun. 15, 2016

Marilyn J. Praisner Library – 14910 Old Columbia Road, Burtonsville, Maryland

10 small to medium or 5-6 large paintings (10 hanging chains), Contact person: (240) 773-9455, Vera Ramaty.

<u>Name</u>	<u>From</u>	<u>To</u>
Open	Oct. 15, 2015	Dec. 15, 2015
Oen	Dec. 15, 2015	Feb. 15, 2016

RAL BOARD OF DIRECTORS

Position	Name	Phone	E-mail
<i>President</i>	Fred Ruckdeschel	301-320-3911	fred.ruckdeschel.and.art@gmail.com
<i>1st Vice President</i>	Craig Whitt		craigtheartist@gmail.com
<i>Treasurer</i>	Patricia Zannie	301-962-8581	patriciacollages@yahoo.com
<i>Secretary</i>	Emily Pearce	919-699-2547	ekepearce@gmail.com
<i>Membership</i>	Susan Dunnell	301-949-1514	dunnz@erols.com
<i>RAL Juried Show Coordinator</i>	Emily Pearce	919-699-2547	ekepearce@gmail.com
<i>Publicity/marketing</i>	VACANT		
<i>Newsletter editor</i>	Susan Dunnell	301-949-1514	dunnz@erols.com
<i>Program Coordinators</i>	Sallye Mahan-Cox Nancy Hannans	301-330-1963 703-655-7415	smahancox@yahoo.com nancyhannans@gmail.com
<i>Communications</i>	Eric Goss	301-956-3099	edg16@hotmail.com
<i>Open Shows</i>	Diane Jeang	301-871-1589	swinedoc@yahoo.com
<i>Glenview Member Shows</i>	Diane Jeang	301-871-1589	swinedoc@yahoo.com
<i>Historian</i>	Patria Baranski	301-424-6193	geowell7@hotmail.com
<i>Hospitality</i>	Martha Campos	301-251-0643	ximenace@verizon.net
<i>Webmaster</i>	Michael Auger	202-670-2789	RAL@arty4ever.com
<i>Founder, Honorary Lifetime Member</i>	Eileen Mader	301-762-6458	

2015 RAL Members Show Agreement

I agree to the rules of the show as presented in this announcement, that my entries are my original works, and that I will not hold RAL or The Glenview Mansion or City of Rockville responsible for any possible loss or damage to my entries while on the property. I understand that all reasonable care will be taken in handling entries. I give RAL permission to photograph my artworks and publish on the website.

Please print legibly so the information is easily and accurately read. Thanks!

Printed Name _____ Date _____

Signature _____ Phone _____

Address _____

I am entering the following work(s):

Work 1:
Title _____

Medium _____ Price \$ _____ Value \$ _____

Work 2:
Title _____

Medium _____ Price \$ _____ Value \$ _____



ROCKVILLE ART LEAGUE

Attach one 2-column form to each entry:

Tape form to the back upper right corner of each work. The left side will be cut off later-after the judging-and used to compile the program.

-----CUT ALONG THIS DOTTED LINE-----

Program Info – Do NOT put any tape on this left side!

Attach tape to right side of this form and tape to back upper right corner of your work.

Work 1:
ARTIST _____

ARTIST _____

TITLE _____

TITLE _____

MEDIUM _____

MEDIUM _____

PRICE \$ _____ VALUE \$ _____

PHONE: _____

-----CUT ALONG THIS DOTTED LINE-----

Program Info - Do NOT put any tape on this left side!

Attach tape to right side of this form and tape to back upper right corner of your work.

Work 2:
ARTIST _____

ARTIST _____

TITLE _____

TITLE _____

MEDIUM _____

MEDIUM _____

PRICE \$ _____ VALUE \$ _____

PHONE: _____

CALENDAR

Show:

December 6, 2015 – December 31, 2015

Delivery of works:

Tuesday, December 1, Noon – 2 PM and 5 – 7 PM

Hotline for pickup list:

Wednesday, Dec. 2, after 2 PM
240-314-8682

Pickup of unaccepted works:

Thursday, December 3,
Noon-2:00 PM and 5:00 –7:00 PM

Opening Reception:

Sunday, December 6, 1:30-3:30 PM
Awards at 2 PM
Followed by light refreshments

Judge’s Gallery Walk Through

Thursday, December 3, 6:30 PM

Final Pickup:

Monday, January 4, 2016
Noon – 2 PM and 5 – 7 PM