



RockvilleArtLeague.org

Vol. XXIV No. 9

May 2015

NEXT MEETING: May 7th, 6:30PM
Judge's Walkthrough of Juried Art Show

Board Elections: We Need You!

It is the time of year for RAL Board Elections and we have several openings. Please consider lending your talents to help run our organization! Openings include Vice President, Secretary, Publicity Chair, and Program Chair. You can find out more about each position under the bylaws link on the RAL website or by emailing Fred Ruckdeschel (fred.ruckdeschel.and.art@gmail.com).

RAL Membership Survey: There is Still Time!

There are just a couple of weeks left to fill out the RAL Membership Survey. Thank you to many people who have already answered the survey questions! The survey results will be presented at the June RAL meeting. To fill it out online go to <https://www.surveymonkey.com/s/HLZ98HL>

--Emily Pearce



RAL Juried Member Art Show **GLENVIEW MANSION**

MAY 3, 2015 – MAY 29, 2015

Judge: Gavin Glakas will be our juror for the May Member Show. He grew up in Bethesda, Maryland and is a portrait and figure artist as well as landscape painter. He has won numerous honors for his artwork, including awards from the Portrait Society of America and the Butler Institute of American Art. His paintings have been featured in American Art Collector, International Artist among others, and exhibited in museums and galleries throughout the country. Gavin paints full time and also teaches figure painting and drawing at the Yellow Barn Studio in Glen Echo. Gallery walk-through is Thurs., May 7, at 6:30 PM .

Eligibility and rules: Each member in good standing may enter two works. There is a \$5 entry fee, which will be waived if you volunteer for the show. The maximum length of any framed side is 60 inches. Only **original** works securely framed with hanging wire are acceptable. The entries must have been completed within the last two years and may not have been exhibited previously in a RAL Member Show. No photographs, no reproductions, no giclées and no wet canvases are allowed. A work having multiple framed parts must meet the two works per member criteria. Entries not meeting the show conditions will not be accepted. RAL retains the right to determine suitability of work for entry in this show. Artist's signature on the Show Agreement also constitutes a commitment to donate 20% of the sale price to the City of Rockville for works sold during the show.

Categories:

- Oils and acrylics
- Watercolors
- Pastels, drawings, and hand pulled prints
- Mixed media, collage, experimental, and original computer-generated art
- Sculpture and ceramics

Awards:

- Best in Show (cash and ribbon)
- First, Second and Third in all categories (cash and ribbons)
- Honorable Mention at the judge's discretion (ribbons)

Delivery: Tuesday, April 28 , Noon - 2 PM and 5 – 7 PM. Register and deliver your work to the second floor Glenview Mansion Art Gallery, Rockville Civic Center. On Wednesday, April 29, please phone the pickup hotline after 2 PM, **240-314-8682**, to see if your work was juried into the show. If your number is listed then you or your designee must pick up your work on Thursday, April 30, Noon -2:00 PM and 5:00 – 7:00 PM.

Gallery Walk Through: Thursday, May 7, at 6.30 PM.

Reception: Sunday, May 3, from 1:30-3:30 PM. Presentation of awards at 2 PM. Light refreshments to follow.

Final Pick Up: Monday, June 1, 2015, Noon – 2 PM and 5-7 PM. Your work must be picked up. Please have your designee pick up your work if necessary. Any work left after Wednesday noon will not be insured. There is no storage available.

Sales: The Glenview Mansion staff will manage art sales. Artist's signature on the Show Agreement also constitutes a commitment to donate 20% of the sale price to the City of Rockville for works sold during the show.

We need volunteers to help register, move, hang, type, and release entries. Please check your schedules and volunteer. It takes a lot of manpower to put this show together. The \$5 entry fee will be waived if you volunteer for the show.

Tues., April 28	Noon-2PM	register work
Tues., April 28	5-7PM	register work
Wed., April 29	9-noon	move artwork
Thurs., April 30	9-11:00	hang art
Thurs., April 30	2:00-4:00	hang art
Thurs., April 30	Noon-2	call winners, write ribbons
Thurs., April 30	Noon-2	pick-up of unaccepted artwork
Thurs., April 30	5:00-7:00	pick-up of unaccepted artwork
Sun., May 3	1:30-3:30	Reception Helpers
Mon., June 1	Noon-2	final pickup of artwork
Mon., June 1	5-7PM	final pickup of artwork

All of the time slots are two hour shifts, except on Wednesday. Sign up for as many as you can. Any amount of time that you can contribute, even if it's less, helps to make sure that the show happens. Please check your calendar!

If you have any questions or concerns, please call Emily Pearce at 919-699-2547 or email at ekepearce@gmail.com.

–Emily Pearce



Critique by Penny Kritt

Structured Creativity!

This month, we'll look at creating artwork using a structured approach. For everyone who has ever painted themselves into that proverbial corner, here's how to avoid that in the future. It doesn't mean that you should give up spontaneity! But often that spark of inspiration fades before the work is finished. Now you'll have some tools to keep the process on track.

Decide what you want to accomplish before you begin! What made you get out your art materials for this project?

Most paintings won't become famous masterpieces, but good ones interest us every time we look at them. So why are you doing this project? Here are some thought starters.

1. *There's something I need to express!* Maybe you want to immortalize the happiness of a child at his birthday party. Or you want to capture that serene luxury of your cat sleeping in a puddle of sunlight.

2. *I want to experiment with a concept.* Time to try a miniature or go big and paint on a full size sheet of watercolor paper? Or do a drawing where you only capture objects from the back (like with the famous Hollywood sign).

3. *I'm so good at what I've been doing that it's time to try something else.* If you're a realist, try an abstract. If drawing no longer challenges you, grab a whole bunch of random stuff and do a collage.

4. *I wonder if I can capture that?* Whether it's the gleam on a string of pearls or happy expression on your dog's face when you come home, accept the challenge and try to recreate it. In this case, maybe all you really want is a *study*, not a completed composition. If you get something really great, you run the risk of overworking it by trying to force it into a complete composition.

Decide how you want to viewer to feel. If you don't have a strong point of view as the artist, the odds are that the viewer won't care much either!



First, let's pick a simple object and decide how the viewer will regard it. Imagine an empty jar of jelly. Now let's put a unique spin on it.

The jar is almost filled of ruby liquid and there's an almost empty wine bottle standing next to it.

The jar is smashed and it's just being held together by its label.

The jar is teetering on the edge of a table and we see a furry paw trying to finish the job.

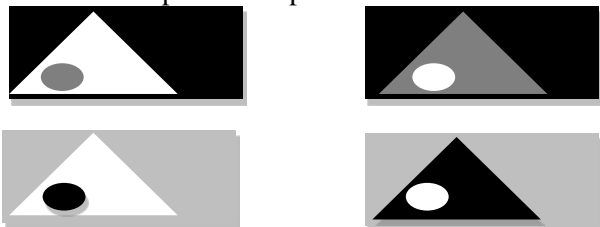
Or let's try an abstract that just has a few simple marks.



The graphic on the left with that pretty pink shape is mildly interesting. The one on the right that seems

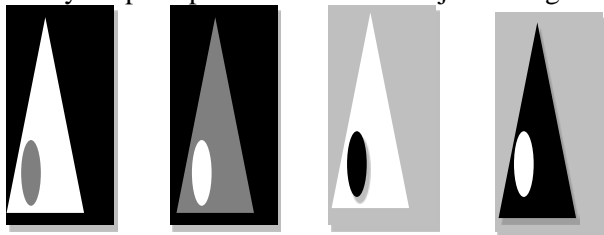
to be a tornado flinging those poor little red boxes is more exciting.

Do a few value sketches! This is to organize your thoughts on how you'll use all the "real estate" on your canvas or drawing pad. Here are four simple examples of how contrasts between different values affects the impact of shapes.



Even though the shapes are exactly the same in all four graphics, the relative value contrast – or lack thereof – gives each one a unique feel.

Now we'll just switch from landscape (wider than tall) to portrait (taller than wide) format. Look at how your perception of the same subject changes.



Grab your sketchbook and make some little drawings. Don't go bigger than 3 x 5 inches, and don't do any detail. Just block in the values of the major shapes.

Below are two sketches I did to organize my thoughts on a painting of a traditional Japanese garden. I experimented with the size and placement of a large wooden door with a spiral knocker (left) and the sand patterns (lower middle) that are an important element. On the left, the background is just a wild stand of bamboo. On the right, there's a structured bamboo fence for more formality. All the straight lines and patterns were softened by the shrubs (lower left and right corners).



Experiment with color! I always keep paintings that have failed just so I can use the back side for testing new ideas. It has the advantage that my tests are on the same type of paper that I use for finished work. Even if I know exactly what I want to paint, subtle changes in the paper's color can make a huge difference.

Here's a photo of blueberries that I wanted to paint. My goal was to take a boring subject -- a bunch of berries, all the same color and shape – and see if I could get a good composition.


The original photo is on the left below.



Pretty boring, isn't it? This time, instead of painting a test, I put the photo in Photoshop and created layers. For those of you who don't use computers, a layer is like putting a piece of clear cellophane over a photo and working on top of it. That way, you don't change the original. You can even use multiple layers and test color, shape sizes and locations, etc.

In the photo on above right, I added some additional darks and a few highlights to add some depth and mystery. That helped some, but it's still boring.

Maybe adding some additional cool colors will help. Look at the photo below on the left. Adding cool greens didn't help. On the right, I only added warm colors. OK, that's a little better, but not by much



So let's see what would happen if I added darks, highlights, and warm and cool colors!



Whoohoo! Now I've got something to work with.

Now you've got a plan on how to make a plan! Let me know how it works for you.

For classes or private lessons, contact Penny at 301/989-1799
©Penny Kritt 2013

MEMBER NEWS



Noble Adler is featured in the show, "DC Realists," from April 10—30, 2015 at the Artworks Gallery on 7740 Old Georgetown Road, Bethesda, Maryland. More info: www.artworkclasses.com. Parking is easy; there is a parking garage directly across the street.

Gallery phone number: 301-656-0044.

Chris Luckman was awarded Honorable Mention for her painting, "Red Hills-Morocco," which was exhibited in "A Touch of Red," a national juried show at the Fredericksburg Center for the Creative Arts in Virginia. The show ran from February 28 - March 27, 2015.




Patricia Zannie, Liliane Bloom and Cynthia Farrell Johnson of RAL will be joining Donna K. McGee, Kathryn Wiley (from the Foundry Gallery), and Carol Vorosmarti in an exhibition of their work entitled, "The Merry Month," from April 29th to May 23rd, 2015 at Gallery B in Bethesda, 7700 Wisconsin Ave, Plaza Level. An evening reception on the "2nd Friday" of the month will be held on May 8th from 6-9. We'll have light refreshments and some cool jazz!



The Merry Month
 April 29 - May 23, 2015
 7700 Wisconsin Avenue, Bethesda Md.
 Open Wednesday - Saturday 12 - 6 pm
 Reception May 8, 2015 6-9 pm

Donna K. McGee * Patricia Zannie
 Carol Vorosmarti * Cynthia Farrell Johnson
 Kathryn Wiley * Liliane Blom


A-RTS at Rockville Town Square is a premier event in a spectacular venue organized and managed by the Bethesda Row Arts Festival team. The Festival will transform the streets surrounding Rockville Town Square into an outdoor art gallery. We feature the work of 175 nationally recognized artists from around the country. On display will be the finest in: ceramics, drawings, fiber, glass, graphics, jewelry, metalwork, paintings, photography, printmaking, sculpture, wood and mixed media.

Please stop by and say hello to **Liliane Blom**, in booth 336 in front of Buffalo Wild Wings.

Saturday, May 2, 2015 : 11am-6pm
 Sunday, May 3, 2015 : 11am-5pm
 Admission is FREE.

Do you have an upcoming show? Or an event that RAL members might enjoy attending? Please send an email to the newsletter editor! dunnz@erols.com.

ART CLASSES

TWO DAY ENCAUSTIC MONOTYPES WORKSHOP
Jorge Bernal



I love the encaustic monotype painting process. It is fun, simple and fast. I encourage you to experiment with this medium and make it your own.—Jorge Bernal

Saturday & Sunday 10AM to 4PM
 Location: Washington Art-Works
 12278 Wilkins Avenue Rockville MD 20852
 May 30 & 31

Workshop will cover:

- Equipment required to do encaustic monotypes
- Materials, techniques, and knowledge needed to experience this process
- Making encaustic medium
- Encaustic color stick making process
- Paper types, quality and absorbencies
- Work surfaces: Wood cradled panel substrates, and gesso applications

- Painting & drawing techniques, color stick applications, mark making
- The creative process, ideas and concepts
- Health and safety

Format: Lecture and demonstrations: We will experiment with several types of papers and scrolls. Introduce new tools (mark making), stamps, soft lead pencils, charcoal, rubber tipped tools, stencils, plastic grid material, bubble wrap in a variety of sizes, soft kitchen utensils, scrapers, clay-modeling tools, etc. We will do additive and subtractive processes, and try various tools and plate temperatures in order to become comfortable with the many possibilities. All this will include plenty of time to paint! Each day we will have Q & A time and a critique of the work.

COST: \$325.00 tax and supplies included. A list of small tools and incidentals for students to bring will be sent prior to the class.

Class limited to 8. If you have any questions, please email me: jorgeluisbernal@gmail.com

Ghost Ranch, NM Art Workshop/Retreat: Darla Bostick's 8th Annual Ghost Ranch Workshop/Retreat 2015 in Abiquiu, NM 4-10 October. Workshop includes digital photography, watercolors/acrylics, pencil, incorporating text and mixed media work with opportunity for plein air painting in the comfort of a group activity room with floor to ceiling vistas. For 7 days/6 nights relax, enjoy, and create. Lodging and meals are included at the Ghost Ranch property. The Georgia O'Keeffe Landscape Tour will take you where she painted. Visit the O'Keeffe studio/home on tour. Space is limited to 14 participants. Bring the materials you love to work with (or try something new) and join us! The workshop fee is \$495. Room and board at the Ghost Ranch are per their rates. Unclaimed rooms will be released 1 September. Come and see for yourself why Georgia O'Keeffe loved Ghost Ranch! www.darlabostick.com.

Darla Bostick: 940.320.5660
Email: darlabostickart@gmail.com

Jorge Luis Bernal is offering presentations and workshops in encaustic monotypes available at Washington ArtWorks, 112276 Wilkins Avenue Rockville MD 20852. Join us for Open Studio Weekend, on Sunday, April 26, Demonstrations at 1:15 and 3:15 PM. Open to the public, but seating limited. Please call 301 654-1998 and reserve.

Nadia Azumi, local chapter president of Silk Painters International for MD, VA, and DC, holds meetings, workshops and classes in silk painting at her residence in Rockville. For more information please contact her at: nadia@nadiasilk.com

ART OPPORTUNITIES

LOCAL COLOR 2015

August 3 – August 28, 2015

The Artists' Gallery of Columbia invites visual artists to submit original work for a juried show, "Local Color" in our Featured Artist space. Artists age 18 or older living or working in Maryland and DC who can hand-deliver their work are eligible to apply. Information and entry forms are available from Artists' Gallery website at www.artistsgallerycolumbia.com.

Northern Virginia Art Center's new Specials Exhibitions space. The Northern Virginia Art Center is searching for talented professional artists with a cohesive body of work to exhibit in their new Special Exhibitions space in the heart of Crystal City's thriving restaurant district. 380 square feet of gleaming exhibition space available for monthly exhibits of 2D or 3D art! Their full time gallery staff will assist in exhibit installation, process sales of your work, and will coordinate your opening

reception, all for a small fee and low sales commission.

Eligibility: Open; **Deadline:** Ongoing

Entry Fee: N/A

http://novaartcenter.org/our-mission/show-opportunities/?utm_source=PROJECTOR%206-27-13&utm_campaign=Projector&utm_medium=email

Rockville Innovation Center Call for Entries

Rockville Innovation Center is interested in showcasing the work of local artists in their gorgeous location. The RIC is looking to fill its beautiful space with artwork by metro area artists and photographers.

<http://www.visartsatrockville.org/call-for-entries/feast>

Eligibility: Open; **Deadline:** Ongoing

Entry Fee: N/A

DC Photo Grid. The DC Photo Grid is an aggregated map of the city generated from user-submitted photographs, and the DC Crowd-Sourced Video Project offers a constantly looping portrait of the city as viewed by its inhabitants.

http://www.dcphtogrid.com/?utm_source=PROJECTOR+6-27-13&utm_campaign=Projector&utm_medium=email

Eligibility: Open; **Deadline:** Ongoing/**Entry Fee:** N/A

GLENVIEW MANSION CONFERENCE ROOM SHOWS

You can show your artwork in Glenview Mansion for one month if you have received a 1st, 2nd, 3rd or honorable mention award in an RAL juried show. Artists may have both rooms to exhibit in if a second artist doesn't sign up for the same month within two months of the show's start date. The receptions at Glenview mansion are 1:30-3:30 PM on the Sunday after hanging. Preferred drop-off and pick-up times for Glenview Shows are from 9 am to 12 noon. Drop off/pickups are Mondays (unless a holiday). If you are unavailable on the date for pickup, please arrange for someone to pick up for you. There is no room to store your artwork at the Mansion. Note: please contact the mansion management ahead of time if you need to modify the drop-off or pick-up times.

For artwork delivery, please unwrap your work and take the wrappings with you. Please bring pliers (needle nose are easy to work with). You may use the hand truck that is at the Mansion to move your artwork from your vehicle. There is no staff at the mansion available to help you move your artwork into the conference rooms. You are responsible for hanging your own artwork, with help from the Mansion staff. If you don't have labels for your work, please fill out the RAL cards that will be available. If you print your own, print them on card stock. Do not use the sticky Avery labels, unless you adhere them to foam core or card stock.

Contact Diane Jeang, Glenview Member Show Coordinator, (301) 871-1589 or swinedoc@yahoo.com with questions. If you need to contact Julie Farrell, please send an email to jfarrell@rockvillemd.gov.

Monday delivery and hanging: 9AM–12PM
 Sunday Gallery Opening: 1:30—3:30PM
 Wednesday Pickup: 9AM—11AM

2015	Meber(s)	Monday (generally) Deliver and Hang Before 12 noon	Sunday Gallery Opening 1:30 – 3:30 pm	Wednesday (generally) Pick-up Before 11 am
MAY	RAL Spring Show	Apr. 27	May 3	June 1
JUN	Board Member's Show	June 1	June 7	June 29
JUL	Diane Jeang + Elaine Cafritz	June 29	July 5	July 27
AUG	Joanie Grosfield + Cuba Ricsi	July 27	Aug. 2	Aug. 24
SEP		Aug. 24	Sept. 1	Sept. 28
OCT	Eric Gross (2)	Sept. 28	Oct. 4	Oct. 26
NOV	Emily Pearce + Regina Price	Oct. 26	Nov. 1	Nov. 30
DEC	RAL Winter Show	Nov. 30	Dec. 6	Jan. 4
JAN	Sabiho Iqbal			
FEB	Carlos Garcia (2)			
MAR	Student Art Show			
APR	Fred Ruckdeschel (2)			
MAY	RAL Spring Show			

JUN	Board Member's Show			
------------	----------------------------	--	--	--

For additional information for members hanging in the conference rooms, please refer to the RAL web page: <http://www.rockvilleartleague.org/glenview.pdf>

At least one platter of finger foods (cookies, crackers/cheese, veggies/dip) should be supplied by the RAL artist on the day of the opening reception. Cups/napkins/water is provided by the City of Rockville for opening receptions. The Mansion will be open at 1 pm for the artist on the day of the opening reception.

Glenview/Open Show Coordinator: Diane Jeang, (301) 871-1589 E-mail: swinedoc@yahoo.com

RAL ONGOING SHOW LIST

Twinbrook Library - 202 Meadow Hall Drive, Rockville, Maryland

Shows are now 1 month in length. 5 medium to large paintings, Contact person: Chris Lindy (240)-777-0240, christinelundy@montgomerycountymd.gov

<u>Name</u>	<u>From</u>	<u>To</u>
open	Apr. 15, 2015	June 15, 2015
open	June 15, 2015	Aug. 15, 2015

Thomas Farm Community Center – 700 Falls Grove Drive, Rockville, Maryland

12-16 medium to large paintings, Contact person: Martha Coester (240) 314-8842

<u>Name</u>	<u>From</u>	<u>To</u>
Valthea Fry	Apr. 15, 2015	June 15, 2015
Lieta Gerson	June 15, 2015	Aug. 15, 2015
open	Aug. 15, 2015	Oct. 15, 2015
Valthea Fry	Oct. 15, 2015	Jan. 15, 2016

Marilyn J. Praisner Library – 14910 Old Columbia Road, Burtonsville, Maryland

10 small to medium or 5-6 large paintings (10 hanging chains), Contact person: (240) 773-9455, Vera Ramaty.

<u>Name</u>	<u>From</u>	<u>To</u>
open	Feb. 15, 2015	Apr. 15, 2015
open	Apr. 15, 2015	June 15, 2015
open	June 15, 2015	Aug. 15, 2015

RAL BOARD OF DIRECTORS

<u>Position</u>	<u>Name</u>	<u>Phone</u>	<u>e-mail</u>
President:	Fred Ruckdeschel	301-320-3911	fred.ruckdeschel.and.art@gmail.com
1st VP:	VACANT		
Treasurer	Patricia Zannie	301-962-8581	patriciacollages@yahoo.com
Secretary	Emily Pearce	919-699-2547	ekepearce@gmail.com
Membership	Susan Dunnell	301-949-1514	dunnz@erols.com
RAL Juried Show Coordinator	Emily Pearce	919-699-2547	ekepearce@gmail.com
Publicity/mkt. Newsletter editor	Susan Dunnell	301-949-1514	dunnz@erols.com
Program coordinator	Liliane Blom	301-518-5312	lilianeblom@aol.com
Communications	Eric Goss	301-956-3099	edg16@hotmail.com
Open shows	Diane Jeang	301-871-1589	swinedoc@yahoo.com
Glenview member shows	Diane Jeang	301-871-1589	swinedoc@yahoo.com
Hospitality	Martha Campos	301-251-0643	ximenace@verizon.net
Historian	Patria Baranski	301-424-6193	
Web master	Michael Auger	202-670-2789	RAL@arty4ever.com
Founder, Hon. lifetime member	Eileen Mader	301-762-6458	

