




RockvilleArtLeague.org Vol. XXIV No. 5 January 2015

**NO JANUARY MEETING**  
**NEXT MEETING – FEBRUARY 5th, 2015, 6:30 PM**

## Message from the President Fred Ruckdeschel

Dear fellow artists and art lovers,



A glorious event, at least for me. That was the reception for RAL's show at the Pepco Gallery. Everyone had a grand time seeing the show, meeting friends, and making new ones in RAL. It was a ball without

dancing. And Martha Campos and her volunteer helpers made, purchased, and set up delicious finger foods, desserts, and drinks in attractive arrays on platters, set off by beautiful creative bouquets. The bouquets themselves were works of art.

But enough of that wonderful evening, except to note the following: It would not be possible without the volunteers, starting with Marian Mackerer, who has now coordinated the last of innumerable RAL shows. Of course, several

other board members were deeply involved, from the initial jurying through the end. And there were the others, some members who had pieces in the show and some who were there to be helpful and share in the joy. And lastly, at least two RAL members attending the show spontaneously pitched in helping Martha with the serving of drinks and keeping the platters of food looking attractive.

Take-home Fact 1: Volunteers **are essential and have fun** running RAL events. That goes not only for the Pepco show but also our semi-annual members' shows and the late-winter show of art produced by students in Rockville's schools.

Take-home Fact 2: To have more *outside shows*, like those this fall at Brookside Gardens and the Pepco Gallery and last year at a commercial gallery in Wheaton, *everyone whose work is in a show must be a volunteer helping to run the event – before, during, and at the end.*

I return yet again to this theme of volunteers because I hope repetition will encourage more to enter pieces for selection all RAL shows. Also, I emphasize the fun, satisfaction, and companionship each of us can get from contributing. But, I will argue, the RAL board

should not sponsor any shows in the future if its committee chairpersons and president have to pull teeth, so to speak, to get enough members to volunteer.

I personally get great satisfaction having my work up on a wall at a show so others may enjoy it, dislike it, or not care one way or another about my piece. In addition to that, I also enjoy working with other fine, pleasant, fun folks who make up RAL's membership. I'd like to enjoy that with others whom I have not yet worked with. But being president or the person coordinating a show or provider of refreshments is work enough to not have to dig around looking for needed volunteers.

The RAL board as a whole recognizes the problems we have had manning events. Accordingly, it has set up a special committee under the leadership of Emily Pearce, who is the Juried Show Coordinator as well as RAL secretary. Her committee will be meeting, as now planned, later in January to discuss ways of encouraging greater participation in running all RAL activities.

If you are interested in participating with Emily, or just *might* be interested, please contact her. Her email address and phone number are listed, as usual, at the end of the newsletter. She expects the total time devoted to each participant in the committee to total about three hours or so. (I announced Emily's special committee in more detail in my message last month.) How about pitching in, exercising your mind, and *speaking out your opinions*, to give Emily – and RAL – a hand.

In closing, I thank all those who attended meetings, entered shows, or helped run RAL during the last year, and especially my fellow board members for their dedication and thoughts.

Fred Ruckdeschel – President, RAL

## REMINDER: NO JANUARY MEETING

### MEMBERSHIP DUES – \$40 Now

Dues are \$40 (includes a late fee of \$5.00 after Oct. 31). Thanks!



Wishing all of you a prosperous and healthy new year!

*Susan*



## Report on the December 2014 Member Art Show

The RAL December Members' Show opened Sunday December 7<sup>th</sup> at the Glenview Mansion. The opening was a lot of fun, with many members attending. The mansion was in holiday spirit—*dressed to the nines* with Christmas trees, snowflakes, and glittering lights. It was my first show as the Chair of the

RAL Show Committee and I'm so pleased with how everything turned out. Thanks to all who participated and all who volunteered.

In all, 148 wall works and 8 sculptures were submitted. Due to space constraints 58 wall works had to be removed from the show. I saw first-hand how difficult it was to remove beautiful works of art.

Our judge, Gonzalo Ruiz Navarro, gave a very thoughtful walk-through on December 4<sup>th</sup> and described his decisions in detail. He emphasized the attention he gave to composition, style, technique, originality and message. He said, "The marriage of these elements is the cornerstone of genuine art and is rarely found in the same piece of work. The selected works, especially the awarded pieces, were strong in one or another dimension. A few of them were magnificent in all."

Congratulations to the award winners!

**Best in Show:** Mimi Hegler ("Dress to the Nines")

**Oils and Acrylics:** Michele Morgan (1<sup>st</sup>), Robert LeMar (2<sup>nd</sup>), Nancy Hannans (3<sup>rd</sup>)

**Watercolor:** Sue Moses (1<sup>st</sup>), Mimi Hegler (2<sup>nd</sup>), Karen Norman (3<sup>rd</sup>)

**Pastels, Drawings & Hand Pulled Prints:** Joanne Liotta Glasco (1<sup>st</sup>), Maurice Margulies (2<sup>nd</sup> & 3<sup>rd</sup>)

**Mixed Media, Collage, Experimental & Computer Generated Original Art:** Muriel Ebitz (1<sup>st</sup>), Patricia Schocke (2<sup>nd</sup>), Patricia Zannie (3<sup>rd</sup>)

**Sculpture:** Lois Levitan (1<sup>st</sup>), Pierre Ruffieux (2<sup>nd</sup>), Barbara Hughes Meima (3<sup>rd</sup>)

**Honorable Mentions:** Vatsala Menon, Ronald Jensen, Marjan Henkin, Karen Norman, Sallye

Mahan-Cox, Carlos Garcia, Marcia Bhorgee, Lieta Gerson, Miyoung Ju Lee, & Frances Lederer

The show runs through January 2<sup>nd</sup> and pick-up is January 5!

Emily Pearce

## Critique by Penny Kritt

### Brush Tips

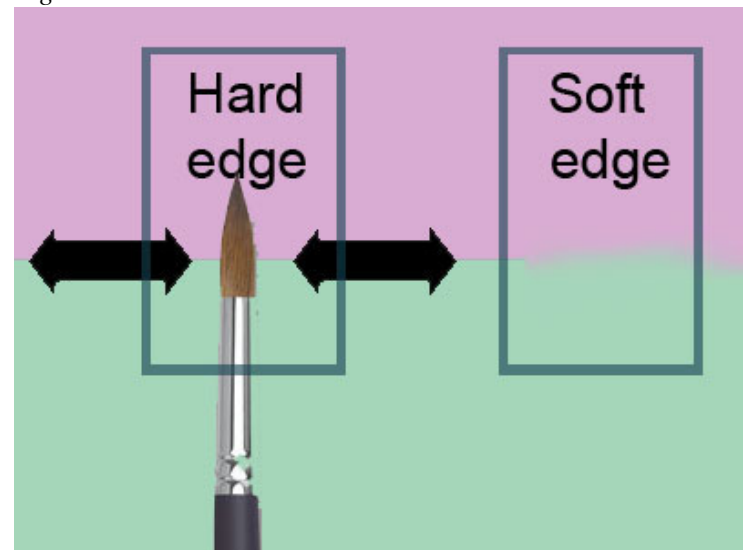
You can still have *your* work critiqued! Send an image to me at [pennykritt@aol.com](mailto:pennykritt@aol.com).

Last October we talked about which kind of brush was best for a particular job. Now let's take a look at tips on how to make those brushes do *exactly* what we want them to do.

### Softening an Edge

In *Figure 1* below, you can see the hard edge on the left and compare it to the softer edge on the right. Hard edges show things that are close, angular and/or important. Softer edges can make your mountain shapes recede into the distance, show how a shadow follows the curve of a ball or how colors blend in a sunset.

*Figure 1*



If you don't already have the perfect brush and technique to soften an edge, here are some ideas to try.

### ***Acrylics and Oils***

First, the paint must be wet enough to move and blend. If your acrylic paints have already dried, all you can do is cover an edge up – if you can match the color! – and then try to blend your colors. One exception is if you use Chroma Atelier Interactive acrylic paints. Even if they have dried, you can use one of their mediums to “open” the paint back up and lift or blend it! All bets are off if you have mixed them with traditional acrylic paints, but they make some fabulous colors when mixed with Daniel Smith acrylics.

Since oil paints tend to take longer to harden, it's easier to soften edges.

### ***How to use your stiff oil or acrylic brush***

The paint has to be damp enough to move. The challenge is to use just enough pressure to blend the colors. Too much pressure with a stiff bristle brush will scrape the paint off! Start with as little pressure as possible and add more gradually if necessary. If you use acrylics on paper, too much force will move the paint – and tear the paper. Or try a softer brush using the watercolor technique below.

### ***Watercolors***

Softening an edge with watercolors means at least one of the colors is dry. If both were wet, they'd just merge together. Sometimes one color is wet and you can use that moisture to open up the dried color to complete the blending process.

### ***How to use a soft brush***

Watercolorists have an advantage because their brushes are always soft since that is required to absorb paint and carry it from the palette.

Notice in *Figure 1* above that the round brush is lying parallel to the paper with the back end of the brush is horizontal just above the paper, not sticking straight up. Also, the belly of the brush (the thickest part of the hairs) is on both colors. By dragging the brush back and forth sideways, you stand less chance of disturbing nearby paint.

If you move the tip of the brush up and down across the hard edge, you might end up with a jagged hard edge.

The brush should be cleaned and barely damp. Then drag it *across* the two colors *gently*. The trick is to keep everything as dry as possible with just enough dampness to get the paint to move.

In *Figure 2* below, the brush is held at the wrong angle. With the brush hairs bent, you'll need to add more pressure to get the paint to move. That increases the chance that you'll disturb beyond the area you want to modify.

*Figure 2*



In *Figure 3* below, you'll see a better way to hold a soft brush when softening an edge. The brush is held parallel to the table, not with the brush tip raised as in *Figure 2* above. By holding the brush *under your fingertips*, you'll use almost no pressure. Then you'll be less likely to disturb surrounding paint.

*Figure 3*



## **Staying within a Complex Edge**

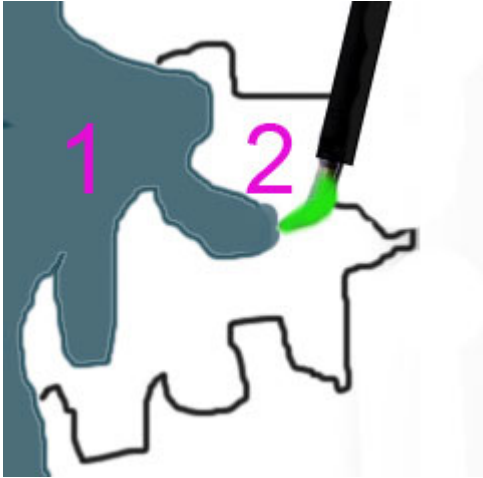
In *Figure 4* below, the goal is to use the bright lime green paint within Shape 2. Here's how to make it easy to stay within the lines.

For watercolors, make sure the *tip* of the brush is touching the edge so you can always see where you're going. To get around such a complex shape, keep turning the paper. If you got lazy and tried to use the back edge of the brush against the right side

of the shape, you can't see where you're going and the odds of missing the line increase dramatically.

©Penny Kritt 2013

Figure 4



*Be sure to have a big puddle ready before you begin.* If you want a shape to be smooth and not show brush strokes, work your way across the shape instead of outlining the edges and then filling in the shape. Work fast and wet! Look at the slightly different colored edges of Shape 1. That happened because the artist just went around the edges and the paint dried leaving a hard edge. When the rest of the shape got filled in, the edges unintentionally got a second coat of paint.

Another tip when filling in a shape is to press the brush so the entire length of the hairs touches the paper. Hold the brush as in Figure 2 above but press a little harder so more of the hairs are on the paper. If you are using just the tip of the brush, that leaves more time for the paint to dry before you've completed the shape. And that explains all those extra, unwanted brush strokes!

If you use oils or acrylics, do you find that you get an unwanted little roll of paint at the edge of a shape? Try putting your brush strokes about ¼ inch from the shape and then smoothing it toward the edge. Problem solved!

If you would like a critique, please email a photo to me at [pennykritt@aol.com](mailto:pennykritt@aol.com). Perhaps your work will be chosen for the next issue.

**For classes or private lessons, contact Penny at 301/989-1799**

## MEMBER NEWS



**Philip Bennet's** monotype, "Requiem," was recently acquired by the Library of Congress for its permanent print collection.



**Patricia Zannie's** collage, "Aspen Trees," was juried into the 24<sup>th</sup> Annual Strathmore Artists

Juried Exhibit: "What's on Your Mind?" from January 10 through March 1, 2015 at the Strathmore Mansion in North Bethesda. Her collage, "Spring No. 4," is on exhibition at the Community Arts of Montgomery College Faculty Exhibit until January 30, 2015, at the Cafritz Foundation Arts Center, 930 King Street, Silver Spring, MD. Patricia also has collages in the Montgomery County Art Association Gallery's January Member Show at Westfield Wheaton Mall and at the Circle Gallery Winter Member Show in Annapolis, MD.

### **Pepco Edison Place Gallery Member Show**



This picture was taken at the opening of the Pepco Edison Place Gallery Member Show.

**Do you have an upcoming show? Or an event that RAL members might enjoy attending?** Please send an email to the newsletter editor! [dunnz@erols.com](mailto:dunnz@erols.com).

### **ART CLASSES**

**Drawing Gardens** classes at the Kritt Studio offered through Montgomery County Recreation Dept. Morning (No. 397721) and evening (No. 397722) 10 sessions start Tuesday, 1/13/15. For more information, call Penny Kritt at 301/989-1799.

**Painting Landscapes** classes at the Kritt Studio offered through Montgomery County Recreation Dept. Morning (No. 397598) and evening (No. 397702) 8 sessions start Monday, 1/12/15. For more information, call Penny Kritt at 301/989-1799.

### **REBEL AMERICAN ARTISTS**



Basquiat mentored by Andy Warhol

**Pat Zannie** will be teaching the class, "Rebel American Artists," in Spring 2015.

Please check

website: <http://cms.montgomerycollege.edu/communityarts>

Explore the stylistic innovations of American artists who developed powerful techniques to interpret and depict modern life in ways distinctive from their European counterparts! Encounter the dynamism and novelty of American culture as expressed by American artists: local jazz dance halls and bars in the Harlem Renaissance; the drizzles of Pollack; the slashes of Willem De Kooning; the minimalism of Franz Kline; the abstract expressionism of Robert Motherwell; the color fields of Rothko; the found art assemblages of

Rauschenberg; and the pop art of Jasper Johns and Andy Warhol. See how New York replaced Paris as the center of modern art. Using the technique of collage you will develop your own artwork inspired by these legendary American Artists. Tuition waiver applies; seniors pay fee only.


Course ADS383 25 hrs. \$200 + \$100 fee = \$300; Non-MD residents add \$160

Takoma Park/Silver Spring Campus; CRN# 35382; 10 Sessions: 2/17-4/28; Tuesday 9:30 - 12:00; CF234 No class 3/17

**Nadia Azumi**, local chapter president of Silk Painters International for MD, VA, and DC, holds meetings, workshops and classes in silk painting at her residence in Rockville. For more information please contact her at: [nadia@nadiasilk.com](mailto:nadia@nadiasilk.com)

## ART HAPPENINGS

**THE POTTERS GUILD OF ANNAPOLIS PRESENTS A WORKSHOP WITH**  
**SUZE LINDSAY**



**Transcending the Utilitarian in Ceramics**

Friday evening Slide Show - March 20, 2015, 7:00 FREE TO THE PUBLIC  
Saturday Workshop - March 21, 2015, 9:30-4:00 pm  
Coffee at 9:00 am on Saturday morning  
Maryland Hall for Creative Arts  
801 Chase Street  
Annapolis, MD 21401

Fee: \$55 PGA members & MD Hall students /non-members \$80.00  
Space limited : Register Early : Deadline **March 6, 2015**  
\*\*\*Cost of workshop increases \$25.00 after registration deadline\*\*\*  
Contact information: John McClure, [john\\_d\\_mcclure@yahoo.com](mailto:john_d_mcclure@yahoo.com)  
Charge cards accepted, contact John

For Guild information go to The Potters Guild of Annapolis Facebook page  
To view more of Suze's work and biography, go to [www.forkmountainpottery.net](http://www.forkmountainpottery.net)

## TO ALL RAL POTTERS,

As President of The Potters Guild of Annapolis, I am proud to announce that we will be having Suze Lindsay for our Visiting Artist Workshop Series this March. This will be an exciting event as we will be including a Friday night slideshow and the opportunity to hear Suze discuss her work and life in her beautiful country studio. Registration is now open, see the flyer above for all information. The Friday night slideshow is free to the public, so you may bring a guest, but please let us know so we can accommodate seating. Coffee will be served on Sat. morning before the workshop, and lunch can be ordered at the cafe on the premises, or you can bring a bag lunch. Register early, there is a deadline. All information is on the attached flyer and you can send your questions to: John McClure, [john\\_d\\_mcclure@yahoo.com](mailto:john_d_mcclure@yahoo.com) as well as your registration.

## ART OPPORTUNITIES

### UNJURIED

CALL FOR ART!

Le Salon at TAG in February 2015

---

TAG/The Artists Gallery will host its annual unjuried show in February. "Le Salon at TAG 2015" will be held at the gallery's new location, 216 N. Market Street, from Feb. 6 through 28, with an opening reception on First Saturday, Feb. 7, from 3 to 9pm.

This is an excellent opportunity for all artists, aspiring and professional, to exhibit with a gallery that is celebrating its 25th anniversary.

- All art submitted to Le Salon must be original; reproductions will not be accepted.

- All media may be entered including drawing, painting, photography, sculpture and printmaking. Two-dimensional pieces may be no larger than 30 by 30 inches (including the frame) and must be ready to hang.
- Three-dimensional pieces must fit a 15 inch square pedestal.

A new feature offered this year is entry online. Go to [theartistsgalleryfrederick.com](http://theartistsgalleryfrederick.com), click on “Exhibitions” and then “Salon Show” or on the Salon Show box on the home page. When you fill out the online application, and click “submit,” a copy of your application will be sent both to TAG and to you.

- The entry fee is \$25 for one piece and \$10 each for a second and third piece.
- Gallery commission is 30% of the sale price. Be sure to include the commission in your price.
- Le Salon is a cash-and-carry exhibit.
- Art should be brought to the gallery on Sunday, Feb. 1 from noon to 5pm or on Monday, Feb 2 from 3 to 7pm.
- All unsold work must be picked up on Sun., March 1 from noon to 5 or March 2 from 3 to 7pm.

More information and guidelines are posted at [theartistsgalleryfrederick.com](http://theartistsgalleryfrederick.com).

**Delaplaine Visual Art Education Center Call for Entries.** The Delaplaine Visual Art Education Center is scheduling solo and small group exhibit opportunities for 2014-2015 in five galleries housed in a historic art center in downtown Frederick. Open to all media.

[https://www.delaplaine.org/site/?utm\\_source=PROJECTOR+6-27-13&utm\\_campaign=Projector&utm\\_medium=email](https://www.delaplaine.org/site/?utm_source=PROJECTOR+6-27-13&utm_campaign=Projector&utm_medium=email)

**Eligibility:** Open; **Deadline:** Ongoing  
**Entry Fee:** \$30 fee for non-members

**Northern Virginia Art Center’s new Specials Exhibitions space.** The Northern Virginia Art

Center is searching for talented professional artists with a cohesive body of work to exhibit in their new Special Exhibitions space in the heart of Crystal City's thriving restaurant district. 380 square feet of gleaming exhibition space available for monthly exhibits of 2D or 3D art! Their full time gallery staff will assist in exhibit installation, process sales of your work, and will coordinate your opening reception, all for a small fee and low sales commission.

**Eligibility:** Open; **Deadline:** Ongoing  
**Entry Fee:** N/A

[http://novaartcenter.org/our-mission/show-opportunities/?utm\\_source=PROJECTOR%206-27-13&utm\\_campaign=Projector&utm\\_medium=email](http://novaartcenter.org/our-mission/show-opportunities/?utm_source=PROJECTOR%206-27-13&utm_campaign=Projector&utm_medium=email)

**Rockville Innovation Center Call for Entries**

Rockville Innovation Center is interested in showcasing the work of local artists in their gorgeous location. The RIC is looking to fill its beautiful space with artwork by metro area artists and photographers.

<http://www.visartsatrockville.org/call-for-entries/feast>

**Eligibility:** Open; **Deadline:** Ongoing  
**Entry Fee:** N/A

**Montpelier Arts Center.** Artists interested in exhibiting in the Main Gallery or curators who want to propose an exhibition should send a one page proposal, resume(s), and a CD of no fewer than 20 images to Main Gallery, Montpelier Arts Center, 9652 Muirkirk Road, Laurel, MD 20708.

[http://arts.pgparcs.com/Community\\_Arts\\_Services/Artist\\_Resources.htm?utm\\_source=PROJECTOR+6-27-13&utm\\_campaign=Projector&utm\\_medium=email](http://arts.pgparcs.com/Community_Arts_Services/Artist_Resources.htm?utm_source=PROJECTOR+6-27-13&utm_campaign=Projector&utm_medium=email)

[http://arts.pgparcs.com/Community\\_Arts\\_Services/Artist\\_Resources.htm?utm\\_source=PROJECTOR+6-27-13&utm\\_campaign=Projector&utm\\_medium=email](http://arts.pgparcs.com/Community_Arts_Services/Artist_Resources.htm?utm_source=PROJECTOR+6-27-13&utm_campaign=Projector&utm_medium=email)

**Eligibility:** Open; **Deadline:** Ongoing  
**Entry Fee:** N/A

**DC Photo Grid.** The DC Photo Grid is an aggregated map of the city generated from user-submitted photographs, and the DC Crowd-Sourced Video Project offers a



constantly looping portrait of the city as viewed  
by its inhabitants.

[http://www.dcphtogrid.com/?utm\\_source=PROJECTOR+6-27-13&utm\\_campaign=Projector&utm\\_medium=email](http://www.dcphtogrid.com/?utm_source=PROJECTOR+6-27-13&utm_campaign=Projector&utm_medium=email)

**Eligibility:** Open; **Deadline:** Ongoing/**Entry Fee:** N/A

***GLENVIEW MANSION CONFERENCE ROOM SHOWS***

You can show your artwork in Glenview Mansion for one month if you have received a 1<sup>st</sup>, 2<sup>nd</sup>, 3<sup>rd</sup> or honorable mention award in an RAL juried show. Starting in 2013, artists may have both rooms to exhibit in if a second artist doesn't sign up for the same month within two months of the show's start date; otherwise they will have one room. The receptions at Glenview mansion are 1:30-3:30 pm, on the Sunday after hanging! Preferred drop-off and pick-up times for Glenview Shows are from 9 am to 12 noon. Note: please contact the mansion management ahead of time if you wish to modify the drop-off or pick-up times.

For artwork delivery at the Glenview Mansion, please be prepared to unwrap your work and take the wrappings with you - there is no room to store packing materials at the Mansion. Please bring pliers (needle nose are easy to work with). There is no one to help move artwork from your vehicle to the conference rooms, however, you may use the hand truck that is at the Mansion. You are responsible for hanging your own artwork with help from the Mansion staff. If you have not made labels for your work, please fill out the RAL cards that will be available when you bring your work to the conference room. If you print your own, they should be on card stock. Please do not use the sticky Avery labels, unless you adhere them to foam core or card stock.

If you are unavailable on the appropriate date for pickup, please arrange with someone to pickup for you. There is no room to store your artwork at the Mansion after it comes down.

Please note that in 2014, drop off/pickup switches from Wednesdays to Mondays (unless Monday is a holiday).

Thanks - please contact Julie Farrell, Arts Programs Specialist at Glenview, with any questions. [jfarrell@rockvillemd.gov](mailto:jfarrell@rockvillemd.gov).

**If you need to contact Julie Farrell, please send an email to [jfarrell@rockvillemd.gov](mailto:jfarrell@rockvillemd.gov)** Please be aware that is no staff at the mansion available to help you move your artwork into the conference rooms and if you need assistance, you need to assist yourself! Or ask a friend to help you, or contact Julie about hiring a mover.

2014			
	Drop off	Reception	Pickup
November	Oct 27	Nov 2	Dec 1
December	Dec 1	Dec 7	Jan 5

Monday delivery and hanging: 9AM–12PM  
Sunday Gallery Opening: 1:30—3:30PM  
Wednesday Pickup: 9AM—12PM

**Dec. 2014: RAL Members' Winter Show**  
**Jan. 2015:**

**Feb. 2015: Jorge Bernal (2)**  
**Mar. 2015: Student Art Show**  
**Apr. 2015:**  
**May 2015: RAL Members' Spring Show**  
**June 2015: Board Members' Show**  
**July 2015: Diane Jeang (2)**  
**Aug. 2015:**  
**Sep. 2015: Jackie Austin**  
**Oct. 2015: Eric Goss (2)**  
**Nov. 2015: Emily Pearce & Regina Price**  
**Dec. 2015: RAL Winter Show**

*Glenview/Open Show Coordinator:* Diane Jeang, (301) 871-1589 E-mail: [swinedoc@yahoo.com](mailto:swinedoc@yahoo.com)

***RAL ONGOING SHOW LIST***

**Bank of America - 3200 Sandy Spring Road, Olney, Maryland**

10-12 paintings, Contact: (301) 232-1370

**Twinbrook Library - 202 Meadow Hall Drive, Rockville, Maryland**

Shows are now 1 month in length. 5 medium to large paintings, Contact person: Chris Lindy (240)-777-0240, [christinelundy@montgomerycountymd.gov](mailto:christinelundy@montgomerycountymd.gov)

**Rockville Community Services Office - 30 Courthouse Square Rockville, Maryland**

10-12 medium to large paintings, Contact person: Carlos Aparicio (240) 314-8303

**Thomas Farm Community Center – 700 Falls Grove Drive, Rockville, Maryland**

12-16 medium to large paintings, Contact person: Martha Coester (240) 314-8842

**Marilyn J. Praisner Library – 14910 Old Columbia Road, Burtonsville, Maryland**

10 small to medium or 5-6 large paintings (10 hanging chains), Contact person: Vera Ramaty (240) 773-9455

---

## RAL BOARD OF DIRECTORS

<u>Position</u>	<u>Name</u>	<u>Phone</u>	<u>e-mail</u>
<b>President:</b>	Fred Ruckdeschel	301-320-3911	<a href="mailto:fred.ruckdeschel.and.art@gmail.com">fred.ruckdeschel.and.art@gmail.com</a>
<b>1<sup>st</sup> VP:</b>	VACANT		
<b>Treasurer</b>	Patricia Zannie	301-962-8581	<a href="mailto:patriciacollages@yahoo.com">patriciacollages@yahoo.com</a>
<b>Secretary</b>	Emily Pearce	919-699-2547	<a href="mailto:ekepearce@gmail.com">ekepearce@gmail.com</a>
<b>Membership</b>	Susan Dunnell	301-949-1514	<a href="mailto:dunnz@erols.com">dunnz@erols.com</a>
<b>RAL Juried Show Coordinator</b>	Emily Pearce	919-699-2547	<a href="mailto:ekepearce@gmail.com">ekepearce@gmail.com</a>
<b>Publicity/mkt.</b>	VACANT		
<b>Newsletter editor</b>	Susan Dunnell	301-949-1514	<a href="mailto:dunnz@erols.com">dunnz@erols.com</a>
<b>Program coordinator</b>	Liliane Blom	301-518-5312	<a href="mailto:lilianeblom@aol.com">lilianeblom@aol.com</a>
<b>Communications</b>	Eric Goss	301-956-3099	<a href="mailto:edg16@hotmail.com">edg16@hotmail.com</a>
<b>Open shows</b>	Diane Jeang	301-871-1589	<a href="mailto:swinedoc@yahoo.com">swinedoc@yahoo.com</a>
<b>Glenview member shows</b>	Diane Jeang	301-871-1589	<a href="mailto:swinedoc@yahoo.com">swinedoc@yahoo.com</a>
<b>Hospitality</b>	Martha Campos	301-251-0643	<a href="mailto:ximenace@verizon.net">ximenace@verizon.net</a>
<b>Historian</b>	Patria Baranski	301-424-6193	
<b>Web master</b>	Michael Auger	202-670-2789	<a href="mailto:RAL@arty4ever.com">RAL@arty4ever.com</a>
<b>Founder, Hon. lifetime member</b>	Eileen Mader	301-762-6458	

