



RockvilleArtLeague.org Vol. XXIII No. 8 April 2014

NEXT MEETING – APRIL 3rd, 6:30 PM

Speaker: Liliane Blom - Photographing your art work. Tips and tricks.

MESSAGE FROM THE PRESIDENT LILIANE BLOM

Dear fellow artists and art lovers,

April will my last meeting as your President as the board election will be held in May and our



current secretary, Fred Ruckdeschel, will become our new President unless you present yourself and run against him! If you want to make our lives more exiting I suggest you start running your presidential campaign right away! Poster, banners,

handshakes and campaign jingles are all encouraged! We would actually welcome contenders for all board positions. Join our new slate of board members. We warmly welcome Emily Pearce who is running for secretary and Michael Auger who will take over as web master. Leaving us for warmer climates, is our irreplaceable show coordinator, Marian

MacKerer, and our program coordinator, Jorge Bernal (who says we are welcome to visit him in Santa Fe)! The full slate of nominations will be included in the May newsletter with the annual report from our Treasurer, Pat Zannie.

Speaking of Pat, as you all know, she is not only our most awarded collage artist, but a fabulous teacher and will be teaching a **FREE HANDS-ON** workshop sponsored by the league for its members on May 17th. It's first come first serve, so don't dilly dally! Once we are full, you are out of luck! Details below.

Make sure to look over our calls for entries for not only our spring show, but our **two special upcoming fall shows**—at Brookside Gardens and the Pepco Gallery downtown—these are only for RAL members!

Want to chat, run for office, or attend our next board meeting? Feel free to contact me at: 301-518-5312.

As always, please don't forget to update us on what you are doing, either by submitting your upcoming shows and events to our wonderful newsletter editor, Susan Dunnell, at dunnz@erols.com or on our Facebook page

(<https://www.facebook.com/RockvilleArtLeague>), or both!

Looking forward to seeing you on April 3rd.

Liliane Blom – President, RAL

About Our April Speaker:

We all have to photograph our art work, whether it is to enter it into a show or for our website or to e-mail to a client or even just for our own records.

Come and find out how to do it this yourself. Tips for photographing your artwork and prepping your photographs for upload to the internet. I will do a demo and encourage you to bring your cameras and questions.

We will discuss lighting, exposure, white balance and cropping, as well as image format (i.e. jpgs), image size (i.e Mb) and ppi. That way you will know what it means when a call requests images 1920x1920 at 72ppi no larger than 1 Mb.

Liliane Blom is a classically trained painter and an award winning photographer whose distinct style mixes her love of both media into a new one. Digital painting is what she calls her fusion of painting and photography. Her pieces are printed on canvas or watercolor paper and are later enhanced with oils/pastels and often with gold or silver leaf. Based in Rockville, Maryland of French/Norwegian extraction she is a frequent exhibitor in the Washington region.

Liliane Blom is also an installation artist. Her installation art is interactive and often environmental in scope. They are multi-sensory experiences which engage the viewer with sound/touch and light.

RAL Juried Member Art Show Glenview Mansion May 4 – 26, 2014

Judge: Susan Main will be our juror for the May Member Show. She is the curatorial consultant for VisArts in Rockville. She has a M.F.A. in Painting and also a M.F.A. in Interactive Media and Digital Arts from University of Maryland. Susan's artwork can be viewed at www.susanmain.net. She will conduct a gallery walk-through on Thursday, May 1, at 6:30 PM.

Eligibility and rules: Each member in good standing may enter two works. The maximum length of any framed side is 60 inches. Only **original** works securely framed with hanging wire are acceptable. The entries must have been completed within the last two years and may not have been exhibited previously in a RAL Member Show. No photographs, no reproductions, no giclées and no wet canvases are allowed. A work having multiple framed parts must meet the two works per member criteria. Entries not meeting the show conditions will not be accepted. RAL retains the right to determine suitability of work for entry in this show. Artist's signature on the Show Agreement also constitutes a commitment to donate 20% of the sale price to the City of Rockville for works sold during the show.

Categories:

- Oils and acrylics
- Watercolors
- Pastels, drawings, and hand pulled prints
- Mixed media, collage, experimental, and original computer-generated art
- Sculpture and ceramics

Awards:

- Best in Show (cash and ribbon)
- First, Second and Third in all categories (cash and ribbons)
- Honorable Mention at the judge's discretion (ribbons)

Delivery: Tuesday, April 29, Noon - 2 PM and 5 – 7 PM. Register and deliver your work to the second floor Glenview Mansion Art Gallery, Rockville Civic Center. On Wednesday, April 30, please

2014 RAL Members Show Agreement

I agree to the rules of the show as presented in this announcement, that my entries are my original works, and that I will not hold RAL or The Glenview Mansion or City of Rockville responsible for any possible loss or damage to my entries while on the property. I understand that all reasonable care will be taken in handling entries. I give RAL permission to photograph my artworks and publish on the website.

Please print legibly so the information is easily and accurately read. Thanks!

Printed Name _____ Date _____

Signature _____ Phone _____

Address _____

I am entering the following work(s):

Work 1:

Title _____

Medium _____ Price \$ _____ Value \$ _____

Work 2:

Title _____

Medium _____ Price \$ _____ Value \$ _____



ROCKVILLE ART LEAGUE

Attach one 2-column form to each entry:

Tape form to the back upper right corner of each work. The left side will be cut off later-after the judging-and used to compile the program.

-----CUT ALONG THIS DOTTED LINE-----

Program Info – Do NOT put any tape on this left side!

Attach tape to right side of this form and tape to back upper right corner of your work.

Work 1:

ARTIST _____

ARTIST _____

TITLE _____

TITLE _____

MEDIUM _____

MEDIUM _____

PRICE \$ _____ VALUE \$ _____

-----CUT ALONG THIS DOTTED LINE-----

Program Info - Do NOT put any tape on this left side!

Attach tape to right side of this form and tape to back upper right corner of your work.

Work 2:

ARTIST _____

ARTIST _____

TITLE _____

TITLE _____

MEDIUM _____

MEDIUM _____

PRICE \$ _____ VALUE \$ _____

CALENDAR

Show:

May 4, 2014 – May 26, 2014

Delivery of works:

Tuesday, April 29, Noon – 2 PM
and 5 – 7 PM

Hotline for pickup list:

Wednesday, April 30, after 2 PM
240-314-8682

Pickup of unaccepted works:

Thursday, May 1, Noon – 2:00PM
and 4:30 – 6:30PM

Opening Reception:

Sunday, May 4, 1:30-3:30 PM

Awards at 2 PM

Followed by light refreshments

Judge's Gallery Walk Through

Thursday, May 1, 6:30 PM

Final Pickup:

Tuesday, May 27, 2014

Noon – 2 PM and 5 – 7 PM

phone the pickup hotline after 2 PM, **240-314-8682**, to see if your work was juried into the show. If your number is listed then you or your designee must pick up your work on Thursday, May 1, Noon -2:00 PM and 4:30 – 6:30 PM.

Gallery Walk Through: Thursday, May 1, at 6:30 PM.

Reception: Sunday, May 4, from 1:30-3:30 PM. Presentation of awards at 2 PM. Light refreshments to follow.

Final Pick Up: Tuesday, May 27, 2014, Noon – 2 PM and 5-7 PM. Your work must be picked up. Please have your designee pick up your work if necessary. Any work left after Wednesday noon will not be insured. There is no storage available.

Sales: The Glenview Mansion staff will manage art sales. Artist’s signature on the Show Agreement also constitutes a commitment to donate 20% of the sale price to the City of Rockville for works sold during the show.

We need volunteers to help register, move, hang, type, and release entries. Please check your schedules and volunteer. It takes a lot of manpower to put this show together. The \$5 entry fee will be waived if you volunteer for the May show.

Tuesday, April 29	Noon-2PM	register work
Tuesday, April 29	5-7PM	register work
Wednesday, April 30	9-noon	move artwork
Thursday, May 1	9-noon	hang art
Thursday, May 1	Noon-2	call winners, write ribbons
Thursday, May 1	Noon-2	pickup of unaccepted artwork
Thursday, May 1	4:30-6:30	pickup of unaccepted artwork
Tuesday, May 27	noon-2	final pickup of artwork
Tuesday, May 27	5-7PM	final pickup of artwork

Most of the time slots are two hour shifts except for Thursday when the judging and hanging are done. If you can only work two hours we can still use your help. We will need the most help those days. Please check your calendar! A sign-up sheet will be passed around at the April meeting or feel free to call or email me.

If you have any questions or concerns, please call at 301-590-9437 or email mackerer@comcast.net.

Marian MacKerer

Call for Rockville Art League
Members
Brookside Gardens
September 22 – November 3, 2014

Deadline: June 15, 2014 for entries

Location: 1800 Glenallan Avenue
Wheaton, MD 20902

RAL members are invited to exhibit at Brookside Gardens from September 22 to November 3, 2014. Only 2-D media with a nature-related theme will be accepted for jurying by the RAL board. No sculptures for this venue. All artwork is for sale with Brookside taking 25% commission.

Eligibility and Rules: Artist must be a RAL member with current dues paid in September 2014. Works must be framed or gallery wrapped (sides must be painted) and ready to hang with hanging wire. Maximum size is 42” x 42.” All artwork must have a nature-related theme. All 2-D media will be accepted for jurying by the RAL board. There is no restriction on age of artwork or having been exhibited in any member show. A \$5.00 entry fee will be collected from accepted artists only.

Send up to 10 images to:
vp@rockvilleartleague.org **by Sunday, June 15, 2014.** Depending on the amount of artwork submitted will determine how many pieces selected. The board will try to be as inclusive as possible. **All emails should have “Brookside show” in the subject line.** Images should be submitted in jpeg format only. Please rename your jpeg to include last name, title, and size, for example,

LastnameTitle16x20.jpeg. We will need this info to jury properly. You will be notified by July 13, or sooner, which images have been selected. At that time we will ask for the entry fee.

Giclée prints or original artwork will also be accepted for the bin. All bin work, between the sizes of 11” X 14” and 16” X 20,” should have a backing and be in a clear bag enclosure (these may be found at clearbags.com or Plaza Art). The bin will hold up to 30 prints. This total will be divided up between the numbers of exhibiting artists.

Delivery is Monday, September 22, 2014 at 10:00AM and Pick up is Monday, November 3, 2014 at 9:00AM. Parking lot repairs will be going on at this time so we will keep you informed as to where to load and unload your artwork.

Sales: Brookside Gardens will receive a 25% commission on any sales made during the exhibit or for a 6 month period after the exhibit. Brookside Gardens relies upon the Artist to submit the 25% commission on any sales made after the exhibition that were initiated during the Artist’s show at Brookside Gardens. Artists with sold work must be registered as a vendor with M-NCPPC and must complete a “new vendor form” which will be emailed to you after the close of the exhibit. This form requires your social security number. Only artists with sold work are required to complete this form. After completion of the new vendor form it may take at least 30 days to receive your check.

For further information contact: Marian MacKerer, 301-590-9437, vp@rockvilleartleague.org

Call to RAL Members
Pepco Edison Place Gallery
November 10 – December 19, 2014

Deadline: June 15, 2014 for entries

Location: 702 Eighth Street, NW
Washington, DC 20068

The Pepco Edison Place Gallery is a dedicated space available to nonprofit arts organizations. The gallery can hold eighty 2-D artworks plus sculpture but the artist must provide their own pedestals or stands. The gallery space, a receptionist, and security are provided at no charge to RAL. Gallery hours are Tuesday through Friday 12-4:00 pm. Works may be offered for sale, but the artist will be responsible for conducting the sale and no commission is taken.

Eligibility and Rules: Artist must be a RAL member with current dues paid in September 2014. Works must be framed or gallery wrapped (sides must be painted) and ready to hang with hanging wire. Maximum size is 60” x 60.” All 2-D media and sculptures will be accepted for jurying by the RAL board. There is no restriction on age of artwork or having been exhibited in any member show. 3-D artists must supply their own pedestals for display in the gallery. A \$20.00 fee will be collected from accepted artists only to cover post cards and reception costs. You will need to submit a 1 page bio, which will be included in the folder of exhibiting artists at the gallery.

Send up to 10 images to vp@rockvilleartleague.org by **Sunday, June 15, 2014**. Depending on the amount of artwork submitted will determine how many pieces are selected. The board will try to be as inclusive as possible. **All emails should have “Pepco Gallery show” in the subject line.** Images should be submitted in jpeg format only. Please rename your jpeg to include last name,

title, and size, i.e. LastnameTitle24x24.jpeg. We will need this info to jury properly. You will be notified by July 13, or sooner which images have been selected. We will ask for the fee and your bio in September.

Delivery is Monday, November 10, 2014 at 10:00AM and **Pick up** is Friday, December 19, 2014 at 10:00AM.

Opening Reception: To be determined
For further information contact: Marian MacKerer, 301-590-9437,
vp@rockvilleartleague.org

FREE! for RAL Members:

Hands on Collage Workshop on May 17th:
“Influence of ‘Edo’ Japanese Woodblock Prints on Impressionism, Post Impressionism and Modern Western Design Concepts,”
presented by
Patricia Zannie

Come and explore Japanese 17-18th Century Woodblock Prints developed during the time of the last feudal military government. That is when the Shogun ruled Japan from his castle in Edo and the Emperor was just a figurehead, living in Kyoto. In 1635 the Seclusion Laws banned trade with the outside world for over 200 years.

When Japan opened its doors, Western artists discovered and were intrigued by the different Japanese design concepts that had developed—and were unlike those in the West. Rebel artists such as Monet, Degas, Cassatt, Van Gogh, Toulouse-Lautrec and Matisse changed their painting styles, incorporating many of the Japanese design concepts into their own works. These design concepts are still in use today.

This workshop will present examples of Japanese design concepts such as “negative space,” “flattening of the picture plane,”

cropping and images of “the floating world of Courtesans & Geishas.” It will also present examples of the Western artists’ incorporation of these concepts, as well as include tips on creativity, composition and collage. Patricia will also share some of her experiences studying art in Japan, as well as her use of these concepts in her own artwork. Participants will receive Origami, Ogura lace, Mulberry, and other Oriental specialty papers, as well as papers from other countries. Using the technique of collage, participants will create their own artwork based on inspirations from these artists.

Participants should bring their own scissors and tacky glue (NOT much liquid) or rubber cement and some old newspapers. If you have some Oriental keepsakes, postcards or trinkets to add to your artwork, bring them too.

The workshop will be held on Saturday May 17th from 9:30 to 12:30 at Elwood Smith Rec Center, 601 Harrington Road, Rockville, MD. RAL will fund the workshop by using grant money, making the workshop FREE for 30 RAL members. Refreshments will be served. There is plenty of room for parking. **To secure your place for this workshop, please contact Marian Mackerer at mackerer@comcast.net.**

Patricia Zannie is a local collage artist, and a firm believer that creativity is intuitive and innate in all of us. Patricia “paints” with papers from all over the world as well as images from contemporary magazines. She uses inks, oil pastels, colored wax and watercolors, drawing and layering on top of the papers to enrich surface textures and the illusion of space in her work.



Her most recent collage, “Canyon and Cactus Series, #3,” (seen above) has been juried into the Second Garrett Park Invitational and will be on exhibition in the Penn Place Gallery from April 6—May 2, 2014.

Patricia is a member of the Foundry Gallery in Washington, DC, the Circle Gallery in Annapolis, MD, the MAA Gallery in Westfield Wheaton Plaza, Treasurer of the Rockville Art League and an instructor at the School of Art and Design in Montgomery College for sixteen years. You can see more of her work on her website: www.patzannie.com

Critique by Penny Kritt

Nail Their Feet to the Floor!

If *you* would like a critique, please email a photo to me at pennykritt@aol.com. Perhaps your work will be chosen for the next issue.

It’s just the coolest thing to see someone stopped in front of your artwork and watch their eyes move around through the piece and then go around again! And it’s *much* better than seeing them glance at your work and quickly move on to what’s hanging on the next hook. So here are a few ideas on how to keep them enjoying *your* art.

First, avoid the trite. If you want to paint something pretty for spring, avoid the boring vase of tulips. And if you just have to paint those tulips, do it from a different perspective. Maybe from the viewpoint of a bug inside the flower looking out? Or maybe include one tulip that’s well past its prime as a comment on the fragility of life?

Second, whatever you’re painting, from abstract to portraiture to still life, you’re making shapes. Make those shapes interesting and make them relate to each other. Here’s an example of a process to help you work out what concept/shapes you want to work with:

a. Start with an idea of what you want to paint. I’m going to do a planning sketch of a scene at a pond that I like to visit.

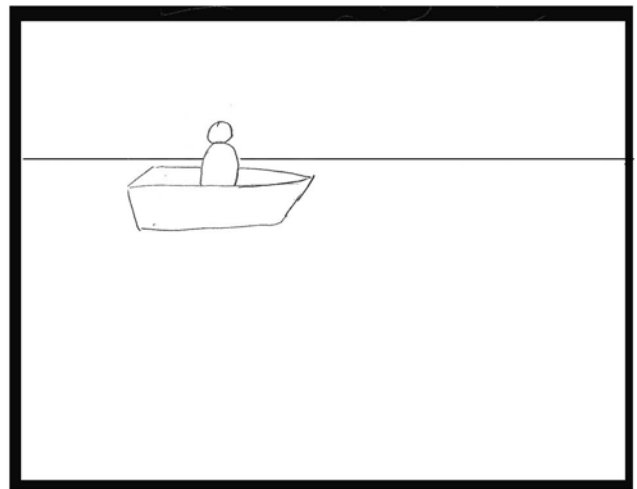


Figure 1

When you have a horizon or any strong horizontal line that goes across the entire composition, don’t put it in the middle. Have it either one third from the top or one third from the bottom. Even if you’ve got something like a brown wooden table top and a pink curtain behind it, if that horizontal line is in the middle, it will look like two paintings stacked in one frame.

I also added a man in a boat to make things a little more interesting. Having the figure cross the horizon line connects what would otherwise be two

big boring unconnected rectangles of water and sky. There's still a problem because that pesky horizon line leads you right out of the picture. We have to fix that!

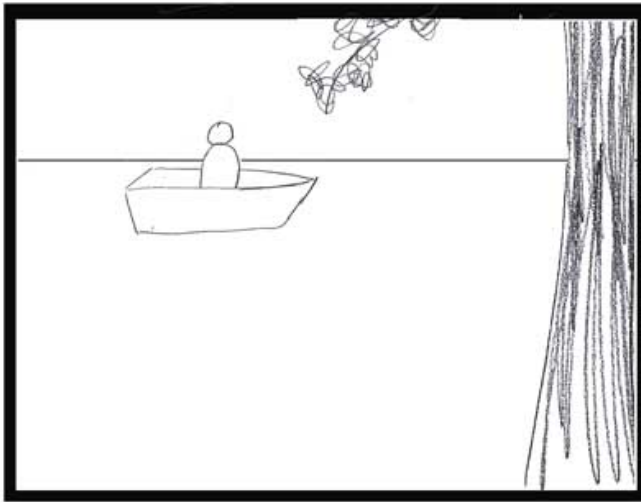


Figure 2

I added a tree on the right and it does double duty for me. First, it's clearly closer to the viewer, so it gives the painting some depth. It's so tall that you only see the end of a drooping branch – that's conveniently pointed back toward the fisherman. See how that keeps the viewer circling within the frame?

I got this idea because of a family story about Grampa out fishing one day. All the cousins know that it was important that he had a cooler of Coca Cola on the nearby pier, so let's add that to the lower left to break up that big empty bottom shape.

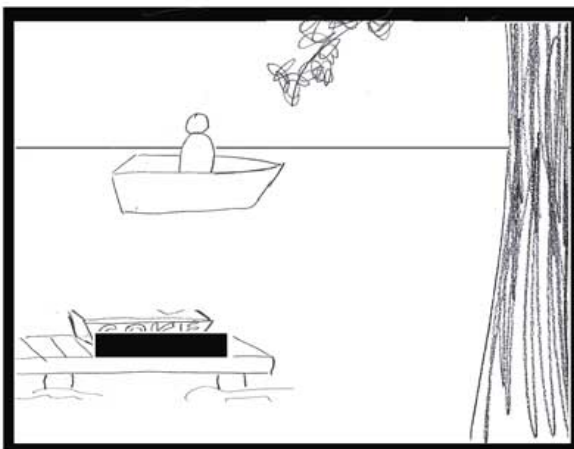


Figure 3

When the word "coke" was completely visible, it somehow made the boat and figure disappear. I fixed that by conveniently placing another box in front that obscured most of the lettering.

And the rest of the story is that a big red cardinal watched Grampa catch a big fish. Let's add those elements.

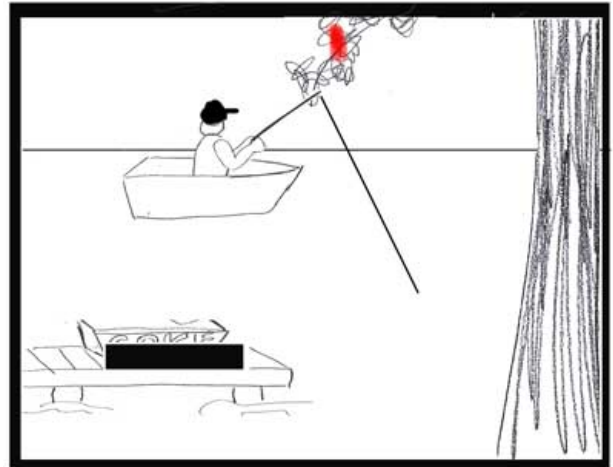


Figure 4

Now other problems have surfaced! The red bird has now become the center of interest. The human eye always goes to red (or the closest to red – like stop signs!). Also, the brim of Grampa's hat is parallel with the horizon, so now he's looking off into the distance, not at the fish he's about to catch. Lines, especially straight ones, tend to send the viewer quickly from one place to another if they're not broken by another shape. See how quickly the fishing pole sends your eye right to the bird and then down into the water?

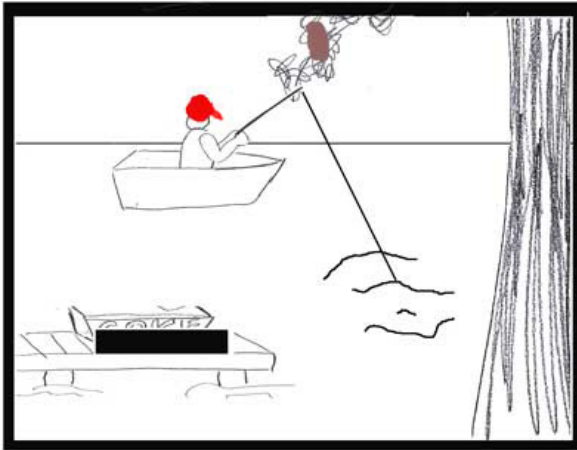


Figure 5

A few changes have told the story and fixed the composition. First, our bright male cardinal has become a less colorful female. That bright red is now on Grampa's hat, and the brim makes a diagonal that points the viewer to the ripples where a fish is about to be hauled out.

Ta da! Now the horizon brings you to Grampa, our center of interest. If you following the fishing pole up to the bird, the tree branch will lead you back down the tree trunk and the left to the ripples and further to the dock that's right below Grampa, and you're ready to go around again.

Or follow the horizon to Grampa and go down the fishing line to the ripples. Turn left and see the dock, which is under Grampa. Now follow his fishing pole up to the bird, the branch and back down the tree.

Put your hand over the tree and see how the horizon line leads you out of the picture? Now cover up the dock, and the water becomes a big boring shape that takes you out of the border on the left.

Your composition is made up of shapes and lines. Use them to speed the viewer to another location or linger to enjoy something special. Likewise, bright colors will keep viewers in a spot longer than more muted colors.

Try a version of these little sketches before you begin your next project!

Use the red vertical line that goes through the tip of her nose to see that the tear duct in the left eye is almost directly above that point, but the right eye tear duct is much further away. Also, you might assume that red line would also hit the middle of her mouth and the middle of her chin, but this technique points out how a tilt of the head changes the location of the features in relation to each other.

For classes or private lessons, contact Penny at
301/989-1799
©Penny Kritt 2013

BARTER BIN

Charbonnele etching inks for sale:
Raw Sepia \$13.10
Geranium Red \$15.70
Cobalt Blue \$13.10
Or best offer.
Never opened, like new.

Please contact: Laura Chassy (301)589-8058;
Laura.Chassy@yahoo.com.

MEMBER NEWS

Robert LeMar
Recent Oil Paintings
March 3 – April 5, 2014

Penn Place
4600 Waverly Avenue
Garrett Park, MD 20896
Building open from 9:00 am to 10:00 pm daily

Artist's Reception:
Sunday, March 9, 3 to 5 pm

Historic Penn Place is also home to the Black Market Bistro
One of Washington Magazine's "100 Best"
www.blackmarketrestaurant.com



Do you have an upcoming show? Or an event that RAL members might enjoy attending?

Please send an email to the newsletter editor!

dunnz@erols.com.

ART CLASSES

SPRING 2014 FINE ART CLASSES

with Patricia Zannie

www.patzannie.com

collagesbypatricia@yahoo.com

There is still time to sign up for Part 2 Spring 2014 Fine Art Classes by Patricia Zannie...Seniors receive tuition waivers and you DO NOT need to take Part 1 to take Part 2.

ADS372: Creative Composition II: Techniques of Composition

Tuition waiver applies; seniors pay fee only.

\$147.00 + \$72.00 Fee = \$219.00; Non-MD

Residents: Add \$140.00

Takoma Park/Silver Spring (CF) 234 09:00

AM - 12:00 PM

CRN#: 36214 7 session(s) R 4/3/2014 - 5/15/2014

ADS354: Abstraction: From Nature to Two-Dimensional Design

Tuition waiver applies; seniors pay fee only.

\$130.00 + \$70.00 Fee = \$200.00; Non-MD

Residents: Add \$140.00

Takoma Park/Silver Spring (CF) 234 09:00

AM - 12:00 PM

CRN#: 36212 7 session(s) T 4/8/2014 - 5/20/2014

To register, for a class, go to the MC website (www.montgomerycollege.edu); go to Workforce Development and Continuing Education and then go to Register. Look under "Art & Design" scroll down & click on either of the above classes.

Feel free to call on Belva Hill at 240-567-5821 or email her at:

Belva.Hill@montgomerycollege.edu for any type of assistance in registering, or contact Customer Service at 240-567-5188.



November Landscape

How to Critique Your Own Work

Join artist **Penny Kritt** in an exciting afternoon where you learn to make your art better. The afternoon program will begin with a lesson on how to see your work with new eyes so you can spot and correct those pesky problems. You may bring work for a critique. **\$10**

Sunday, March 16, 1-3 pm

Columbia Art Center, Columbia, MD 21045

410-730-0075

Art: Painting Flowers with Kritt (Offered through Montgomery County Rec Dept.)

Ages 18 and Up: All levels Watercolors or acrylics. Learn how easy it is to paint everything from a single 'floral portrait' to a great landscape of the whole garden. Gentle help for the beginner and advanced critiques for the experienced artist. Call 301/989-1799 for a supply list. **\$136**

8 week class starting Tuesday, April 1, 2014
Kritt Studio, Burtonsville, MD

Class No. 377201 Tuesday mornings from 10 am to noon

Class No. 377202 Tuesday evenings from 7 to 9 pm **301-989-1799**

Nadia Azumi, local chapter president of Silk Painters International for MD, VA, and DC, holds meetings, workshops and classes in silk painting at her residence in Rockville. For more information please contact her at: nadia@nadiasilk.com

ART OPPORTUNITIES

CAPITOL ARTS NETWORK IN ROCKVILLE

Rockville Art League members are invited to join Capitol Arts Network's "Call for the Halls" for a two month exhibit at a discounted rate. Any RAL member may come by next week, Tuesday thru Friday, 10AM-4PM (they should call Judith Heartsong at 240-481-5034 before they come) to hang up to three pieces, up to four feet wide, on CAN's hanging system in the hallway art show. The work will hang until March 14th, and through the next two gallery openings (where CAN has 200-500 guests) *for a special discounted rate of \$35.* Below are the featured listings this week in ProfessionalArtistMag.com for all of the newest opportunities.

<http://orders.professionalartistmag.com/adlisting/>

CALL FOR WATER MEDIA ENTRIES: The Baltimore Watercolor Society's Mid-Atlantic Exhibition at University of Maryland University College, Adelphi, MD, June 15 – August 24, 2014. Open to all watermedia artists in the Mid-Atlantic states and DC; Juror: Linda Baker, AWS, NWS. Enter online or by CD. First place prize is \$1,200. Deadline **March 29, 2014.** For a prospectus and more information:

www.BaltimoreWatercolorSociety.org

Delaplaine Visual Art Education Center Call for Entries. The Delaplaine Visual Art Education Center is scheduling solo and small group exhibit opportunities for 2014-2015 in five galleries housed in a historic art center in downtown Frederick. Open to all media.

https://www.delaplaine.org/site/?utm_source=PROJECTOR+6-27-13&utm_campaign=Projector&utm_medium=email

Eligibility: Open; **Deadline:** Ongoing
Entry Fee: \$30 fee for non-members

Northern Virginia Art Center's new Specials Exhibitions space. The Northern Virginia Art Center is searching for talented professional artists with a cohesive body of work to exhibit in their new Special Exhibitions space in the heart of Crystal City's thriving restaurant district. 380 square feet of gleaming exhibition space available for monthly exhibits of 2D or 3D art! Their full time gallery staff will assist in exhibit installation, process sales of your work, and will coordinate your opening reception, all for a small fee and low sales commission.

Eligibility: Open; **Deadline:** Ongoing
Entry Fee: N/A

http://novaartcenter.org/our-mission/show-opportunities/?utm_source=PROJECTOR%206-27-13

[13&utm_campaign=Projector&utm_medium=email](#)

Rockville Innovation Center Call for Entries

Rockville Innovation Center is interested in showcasing the work of local artists in their gorgeous location. The RIC is looking to fill its beautiful space with artwork by metro area artists and photographers.

<http://www.visartsatrockville.org/call-for-entries/feast>

Eligibility: Open; **Deadline:** Ongoing

Entry Fee: N/A

Montpelier Arts Center. Artists interested in exhibiting in the Main Gallery or curators who want to propose an exhibition should send a one page proposal, resume(s), and a CD of no fewer than 20 images to Main Gallery, Montpelier Arts Center, 9652 Muirkirk Road, Laurel, MD 20708.

http://arts.pgparcs.com/Community_Arts_Services/Artist_Resources.htm?utm_source=PROJECTOR+6-27-

[13&utm_campaign=Projector&utm_medium=email](#)

Eligibility: Open; **Deadline:** Ongoing

Entry Fee: N/A

DC Photo Grid. The DC Photo Grid is an aggregated map of the city generated from user-submitted photographs, and the DC Crowd-Sourced Video Project offers a constantly looping portrait of the city as viewed by its inhabitants.

http://www.dcphtogrid.com/?utm_source=PROJECTOR+6-27-

[13&utm_campaign=Projector&utm_medium=email](#)

Eligibility: Open; **Deadline:** Ongoing

Entry Fee: N/A

GLENVIEW MANSION CONFERENCE ROOM SHOWS

You can show your artwork in Glenview Mansion for one month if you have received a 1st, 2nd, 3rd or honorable mention award in an RAL juried show. Starting in 2013, artists may have both rooms to exhibit in if a second artist doesn't sign up for the same month within two months of the show's start date; otherwise they will have one room. The receptions at Glenview mansion are 1:30-3:30 pm, on the Sunday after hanging! Preferred drop-off and pick-up times for Glenview Shows are from 9 am to 12 noon. Note: please contact the mansion management ahead of time if you wish to modify the drop-off or pick-up times.

For artwork delivery at the Glenview Mansion, please be prepared to unwrap your work and take the wrappings with you - there is no room to store packing materials at the Mansion. Please bring pliers (needle nose are easy to work with). There is no one to help move artwork from your vehicle to the conference rooms, however, you may use the hand truck that is at the Mansion. You are responsible for hanging your own artwork with help from the Mansion staff. If you have not made labels for your work, please fill out the RAL cards that will be available when you bring your work to the conference room. If you print your own, they should be on card stock. Please do not use the sticky Avery labels, unless you adhere them to foam core or card stock.

If you are unavailable on the appropriate date for pickup, please arrange with someone to pickup for you. There is no room to store your artwork at the Mansion after it comes down.

Please note that in 2014, drop off/pickup switches from Wednesdays to Mondays (unless Monday is a holiday).

Thanks - please contact Julie Farrell, Arts Programs Specialist at Glenview, with any questions. jfarrell@rockvillemd.gov.

If you need to contact Julie Farrell, please send an email to jfarrell@rockvillemd.gov Please be aware that is no staff at the mansion available to help you move your artwork into the conference rooms and if you need assistance, you need to assist yourself! Or ask a friend to help you, or contact Julie about hiring a mover.

2014			
	Drop off	Reception	Pickup
April	Mar 24	March 30	April 28
May	April 28	May 4	May 27
June	May 27	June 1	June 23
July	June 23	June 29	July 28
August	July 28	August 3	Sept 2
September	Sept 2	Sept 7	Sept 29
October	Sept 29	Oct 5	Oct 27
November	Oct 27	Nov 2	Dec 1

December	Dec 1	Dec 7	Jan 5
----------	-------	-------	-------

Monday delivery and hanging: 9AM–12PM
Sunday Gallery Opening: 1:30—3:30PM
Wednesday Pickup: 9AM—12PM

April 2014: Carol Clatterbuck
May 2014: RAL Spring Show
June 2014: RAL Board Members' Show
July 2014: Diane Jeang
Aug. 2014: Open
Sept. 2014: Jackie Austin
Oct. 2014: Eric Gross
Nov. 2014: Open
Dec. 2014: RAL Winter Show

Glenview/Open Show Coordinator: Diane Jeang, (301) 871-1589 E-mail: swinedoc@yahoo.com

RAL ONGOING SHOW LIST

Bank of America - 3200 Sandy Spring Road, Olney, Maryland
10-12 paintings, Contact: (301) 232-1370

Twinbrook Library - 202 Meadow Hall Drive, Rockville, Maryland
Shows are now 1 month in length. 5 medium to large paintings, Contact person: Chris Lindy (240)-777-0240, christinelundy@montgomerycountymd.gov

Rockville Community Services Office - 30 Courthouse Square Rockville, Maryland
10-12 medium to large paintings, Contact person: Carlos Aparicio (240) 314-8303

Thomas Farm Community Center – 700 Falls Grove Drive, Rockville, Maryland
12-16 medium to large paintings, Contact person: Martha Coester (240) 314-8842
Carlos Garcia (240) 447-2893 Dec. 15, 2013 Feb. 15, 2014

Marilyn J. Praisner Library – 14910 Old Columbia Road, Burtonsville, Maryland
10 small to medium or 5-6 large paintings (10 hanging chains), Contact person: Vera Ramaty (240) 773-9455

RAL BOARD OF DIRECTORS

<u>Position</u>	<u>Name</u>	<u>Phone</u>	<u>e-mail</u>
President:	Liliane Blom	301-518-5312	lilianeblom@aol.com
1st VP/Show coordinator:	Marian Mackerer	301-590-9437	mackerer@comcast.net
Treasurer	Patricia Zannie	301-962-8581	patriciacollages@yahoo.com
Secretary	Fred Ruckdeshel	301-320-3911	krisfred1963@yahoo.com
Membership	Susan Dunnell	301-949-1514	dunnz@erols.com
Publicity/mkt.	Nadia Azumi	301-538-0062	nadia@nadiasilk.com
Newsletter editor	Susan Dunnell	301-949-1514	dunnz@erols.com
Program coordinator	Jorge Bernal	301-523-4141	jorgeluisbernal@gmail.com
Communications committee	VACANT		
Open shows	Diane Jeang	301-871-1589	swinedoc@yahoo.com
Glenview member shows	Diane Jeang	301-871-1589	swinedoc@yahoo.com
Hospitality	Martha Campos	301-266-4670	ximenace@verizon.net
Historian	Patria Baranski	301-424-6193	
Web master	Noble	301-661-2739	noble@artofnoble.com
Founder, Hon. lifetime member	Eileen Mader	301-762-6458	

