



RockvilleArtLeague.org Vol. XXII No. 10 June 2013

NEXT MEETING - THURSDAY, June 6 at 6:30pm
Members' ART Talk

MESSAGE FROM THE PRESIDENT **LILIANE BLOM**

Dear fellow artists and art lovers,

Well summer is just around the corner, I have been enjoying this longer than usual spring - in my book summer always comes soon enough and a long even chilly spring is always welcome.



We have a lot of work up! The show at Glenview looks great as does the one at the Artistic Gallery in

Wheaton. The opening in Wheaton was well attended despite the sudden thunderstorm and several pieces have already sold! Sorry I missed the opening at Glenview, but I had a booth at the huge arts fair that was being held in Rockville Town Square that same weekend, hope you got to check it out, there were artists there from all around the country.

Don't forget to check our Facebook page for calls for entries for local shows and share your happenings, your works in progress, your upcoming shows. We love to hear from our members!

Every year in June a board members only show is held in the two conference rooms at the end of the second floor. Consider joining the board and be part of the fun! If you are not sure what it's like, you are welcome to sit in on a board meeting and see what we do. We meet before the member meetings.

Remember there are no meetings in July and August, we hope to see you all for a great meeting on June 6th at 6:30 and then again after a wonderful and productive summer on September 5th.

Liliane Blom – President, RAL

June Meeting: ART Talk: It's Personal

Members will have the opportunity to tell everyone about what they are doing and what their art means to them. Members should bring in an artwork illustrative of their experience.

May Member Show

Best in Show:

Patti Iglarsh Sunny Afternoon

Oils and Acrylics:

1st Robert LeMar Potomac Cove

2nd Marian MacKerer All Boxed In

3rd Elizabeth Riordon Ceres' Joy:
Persephone Spring

HM Philip Bennet Isosceles

HM Marita Gebhardt Reflection

HM Robert LeMar Daffodils #2

HM Han-Yin Shen Two Worlds

Watercolors:

1st Karen Norman Oilers

2nd Mimi Hegler Pears

3rd Ranita Lahiri Torc

HM Linda Greigg House with
Cypresses

HM Cathy McDermott Final Cut

HM Han-Yin Shen Mountain Spring

Pastels, Drawings, and Hand Pulled Prints:

1st Eric Goss Hallway

2nd Renata Vaccari Lake Needwood

3rd Maurice Margulies Canal Bank 1

HM Philip Bennet Kaleidoscope

HM Carol Clatterbuck By the Sea

Mixed Media, Collage, Experimental, and Original Computer Generated Art:

1st Liliane Blom Embraced by the
Light

2nd Michiyo Mizuuchi Passion

3rd Fred Ruckdeschel Sugar Daddy &

Son
HM Liliane Blom The Visit

HM Eric Goss Sante Fe
Deconstructed

Sculpture and Ceramics:

1st Floyd Roberts The Goat

2nd Jeffery Cooper Dark Thoughts

3rd Jeffery Cooper Wood Song

HM Lois Levitan The Journey



(Reception for the May show)

Congratulations to all! A total of 160 pieces were registered and 117 were accepted. Thank you to the 21 volunteers who made this show a success. We couldn't do this without the member support and hard work! Don't forget FINAL PICK-UP is Wednesday, May 29, from 10:00 to Noon and 5:00 to 7:00 PM. Please

make arrangements to have your work picked up if you are out of town. If you have any questions or concerns, please call 301-590-9437 or email at mackerer@comcast.net.

Thank you, Marian MacKerer



(Reception hostesses for May show)

VOLUNTEERS NEEDED!!!

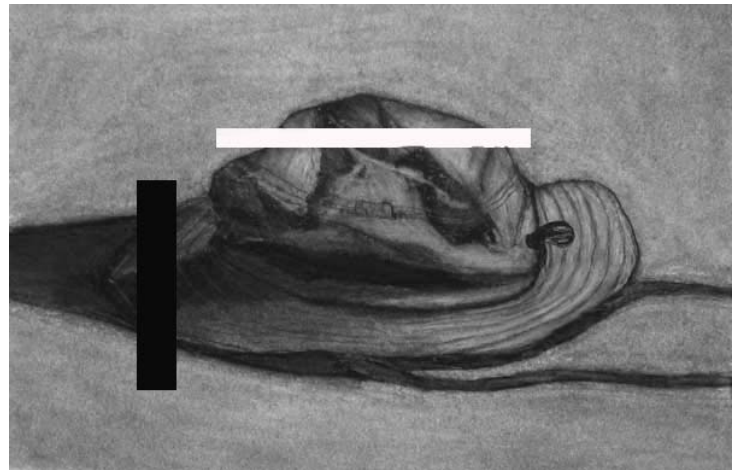
RAL needs about five volunteers for the Communication Committee. The committee members are assigned 5-10 press contacts. Each committee member will forward the invitation and information he/she receives from the Committee Chairperson to his/her assigned press contacts. Follow up phone calls may help (personal contacts usually do) but are not required. We need about 5 volunteers. RAL show fees are waived for committee members. There are no committee meetings--everything

is done by e-mail. Please notify any board member of your intent to serve. Thank you!

Critique by Penny Kritt

If you would like a critique, please email a photo to me at pennykritt@aol.com. Perhaps your work will be chosen for next month! Please submit your work early so I have time to write the column for the next issue.

We get a change of pace this month, thanks to Eric Goss. Eric has asked for a discussion of his drawings, and I've chosen two. Since there will be no commentary of the use of color, the relative size of shapes, the amount of contrast between them and the transition from one to another simplifies what we have to consider.




Hat
Charcoal and conté
By Eric Goss

The range of values from light to dark is the single most powerful tool an artist has. How he chooses to move from one value/shape to the next is a critical design decision. A hard edge between a light shape and a dark one creates a contrast that will cause the viewer to spend more time there than at a place where there is a smaller, gradual or softer transition between value shapes.

Let's look at what Eric has done. He worked from a set up in his studio. He chose a canvas hat on a

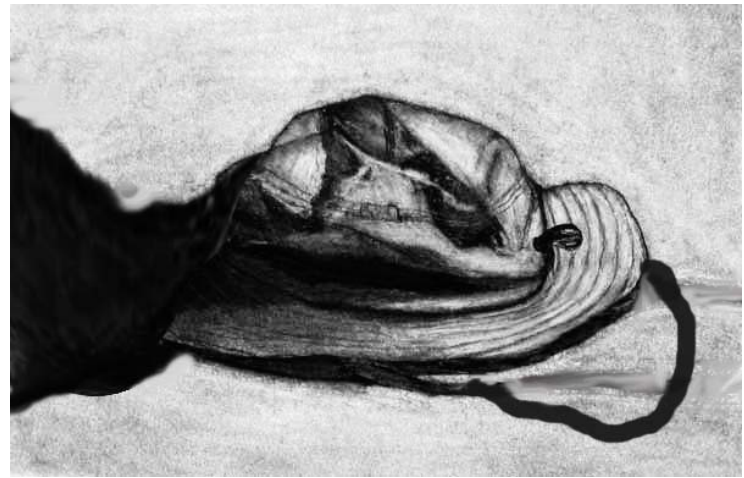
plain background. Both are mid-toned in value, even though he used a bright directional light to create a few lighter shapes and dark shadows for contrast. I added the black and white shapes for those who did not realize that the drawing didn't have any "dark darks" or "light lights." Eric departed from what he actually saw by putting the dark line around the hat, especially around the brim on the right side. Had he not taken that artistic license, the viewer wouldn't be able to tell where the hat stopped and the background started.

Now we'll use the magic of Photoshop to increase the contrast with a greater range of values, from the highlight on the top and on the brim of the hat to a truly dark shadow behind the hat. The more the contrast in your artwork, the longer the viewer will linger to enjoy it.



The angle of the lighting created large plain shapes both above and below the hat. Compared to the finely rendered attention to detail in the hat, the shadow and large background shapes are boring. One quick glance and the viewer knows all there is to know about those shapes. The hat itself, however, has many interesting lines from the stitching and value contrasts from the highlights and shadows on the material. Note that the greater contrast makes the hat look slightly shiny, as though it was made of a polished cotton material instead of canvas.

Now let's change some shapes to see if we can get the viewer to spend even more time in the composition.



By moving the light source (or pretending we did so), we have an excuse to change the big dark shape on the left edge. The original shape made a big "V" that just pushed the viewer right to the hat. By changing the shadow to a more organic, irregular shape, the viewer slows down to follow the edges and gets to the hat at a more leisurely pace.

The chin strap in the original made two strong lines that dragged the viewer right out of the drawing. By changing them to a loop, the viewer circles away from and then back to the hat to enjoy it again.

Now let's switch gears and look at an architectural subject.



Hallway
Charcoal and conté
By Eric Goss


Eric has done a masterful job of giving the viewer a sense of foreboding when looking down this long, dark hallway. The walls are dark and perhaps dirty. The shine on the wood floor is inconsistent, so it seems shabby as well. His use of the molding to create a vanishing point in the center of the composition tells us that this is a very long walk.

But since Eric sent this for a critique, maybe that very sense of being a seedy, rundown hallway is what might need to be changed.



First, let's just add some light to the whole composition. That will take away the sense of gloom. Then, just for fun, let's crop the right side so the drawing is no longer symmetrical. It still gives the viewer something of an unsettled feeling, but it isn't so foreboding.

Since Eric hasn't made us do much to correct this detailed drawing, let's just nitpick a little.



There are two small changes that need to be made in the doorway because now it looks both crooked and warped. First, the blue line points to the flat bottom of the door where it should be slanted upward in the same direction as the rest of the molding. The pink lines point to the slightly widening shadow of the edge of the door. That also gives a sense of being warped, and if the door was not ajar, we wouldn't see that shadow anyway.

The moodiness of this composition comes from the sense that winter might eventually give way to spring. The sun is lighter in this version to better explain why there are no cast shadows. If we think of the trees at the right as one complex shape instead of individual units, we can simplify them. In the original, the tops of the trees on the right formed a diagonal that led the viewer out of the painting. By making that a larger and more interesting complex shape, it now forms a backstop to keep the viewer in the painting.

Penny's upcoming workshop

Color Workshop – 2 days, \$100

Learn how to make the exact color you need – no more settling for whatever you have that looks close! You'll never have "muddy" colors again. See why "warm" and "cool" colors really matter, and how those gorgeous bright hues are ruining your composition.

Saturday, June 8 and Sunday, June 9 (register by May 25)

For classes or private lessons, contact Penny at 301/989-Texture 1799.

BARTER BIN

Laura Chassy has for sale:

- 1) Stained glass equipment: \$50.00
- 2) Lexmark Copier/printer: \$150 includes ink cartridges
- 3) Frames with glass; Neilson black metal assorted: approximately \$25-\$30 each or best offer

Laura.Chassy@yahoo.com
(301) 589-8058

MEMBER NEWS

“WORKING SMALL”

An Exhibit of Small Works by Three Artists
Marian MacKerer, Cathy Hirsh, Nar Steel



April 27 – June 24, 2013

Gallery Har Shalom

11510 Falls Road
Potomac, MD 20854
301- 299-7087

Do you have an upcoming show? Or an event that RAL members might enjoy attending?

Please send an email to the newsletter editor!

dunnz@erols.com



A Work of Art by Debra Halprin
Giclée Printing and Photography
Create Fine Art Prints of your Paintings
on Watercolor Paper or Canvas

.09 cents per sq. inch on paper
.12 cents per sq. inch on canvas
\$25 Photography Fee Includes
Proofs and Color Enhancement

For All Your Giclée Printing Needs

www.halprinart.com

301-260-9701

200 Rosalie Cove Court
Silver Spring, MD 20905

ART CLASSES



Classes in Collage/Pat Zannie:

KALEIDOSCOPE OF COLOR IN MODERN ART

This is a foundation course for students in fine arts and graphic design taught through the study of selected modern masters such as Monet, Van Gogh, Matisse, Rouault, and Picasso and how they used colors in innovative ways to make greater impact. They truly shocked the art world at the time and their works have since become cornerstones of contemporary art. Utilizing the technique of collage, you will develop your own artworks based on the colors used by the modern masters. Explore how these artists created a new sense of impact which some artists are still using today. Tuition waiver applies; seniors pay fee only.

Course: ADS365 **20 Hours**
\$138 + \$67 fee = \$205; Non-Md. residents add \$140

Takoma Park/Silver Spring Campus

CRN#: 13319 8 Sessions
6/6-8/1 R
209 CF 9:30 a.m.-12 p.m.
No class 7/4

EXPLORING CREATIVITY

Every artist needs a creative refresher to expand their process of artistic expression. New artists as well as working artists may need a creative jump-start to learn new skills, techniques, and materials for their journey as an artist. Utilizing collage, you will take an 8-week journey into your creative spirit, opening your eyes and mind to see, touch, sense, and enjoy the creative process. Learn how to slay those creative monsters that keep you from expressing yourself! Your artwork will reflect your invigorated creative process. *Bring scissors, rubber cement, and a small box of oil pastels to the first class.* Some materials are provided. Tuition waiver applies; seniors pay fee only.

Course: ADS345 **20 Hours**
\$130 + \$75 fee = \$205; Non-Md. residents add \$140
Takoma Park/Silver Spring Campus
CRN#: 13318 8 Sessions
6/11-7/30 T
209 CF 9:30 a.m.-12 p.m.

Nadia Azumi, local chapter president of Silk Painters International for MD, VA, and DC, holds meetings, workshops and classes in silk painting at her residence in Rockville. For more information please contact her at:

nadia@nadiasilk.com

CHANGE/NEW E-mail ADDRESS or street address? If you have an e-mail address, please inform me, please send address or e-mail changes to Susan Dunnell at dunnz@erols.com.

ART OPPORTUNITIES

Born on the 4th of July

On Friday **July 5th** Capitol Arts Network will open “Born on the 4th of July,” a juried art exhibition that will celebrate all the best that the metro DC area has to offer with monuments, fireworks, and artist’s impressions of our nation’s capital and this place that we

call home. Photography, painting, and mixed media will be considered for this gallery show at Capitol Arts Network. Show us your favorite iconic images, splashy red, white and blue watercolors, oils and acrylics, and the work that calls to mind the stars and stripes for this juried show.

Submission Requirements

You may submit up to four jpeg images for one \$25 fee. All entries must be submitted electronically in JPG format only. Email your images along with the completed form found at:
<http://www.capitolartsnetwork.com/index.php/call-for-entries-born-on-the-4th-of-july/>
to: Judith@capitolartsnetwork.com. Payment made by Paypal online or by credit card – 301-661-7590.

Images should be sized at 72dpi and no larger than 9” x 12” each. Image file names should include artist’s last name and title of the piece in the following format:

daVinci_MonaLisa.jpg

Accepted artists will be notified by email by [June 11th](#); work must be delivered by 5pm on Wednesday [June 26th](#).

All accepted work must be properly matted, framed, and wired for hanging – gallery wrapped canvases will also be accepted with clean neat edges. Entries will be accepted until [May 30th](#). As with any juried exhibition the jury may select any, one, all, or none of your entered images. The decision of the jury is final. Capitol Arts Network will charge a **50% commission** on all gallery sales. Please note whether the works are for sale.

Important Dates:

Deadline for Submissions and Payment–[May 30th](#)

Notification of Accepted Work–[June 11th](#)

Delivery of Artwork to CAN–By 5pm [June 26th](#)

Pick-up After Exhibit–Friday, [July 26th](#) from 10-5pm

and:

“Abstraction at its Best”

Friday, August 2nd–Friday [August 26th, 2013](#) at Capitol Arts Network

On Friday [August 2nd](#), Capitol Arts Network will open “Abstraction at its Best,” a juried art exhibition that will focus on form, color, line, and mark-making, and the unique language of the visual. Photography, painting, and mixed media will be considered for this gallery show at Capitol Arts Network. Show us your world from an abstracted perspective for this juried show.

Submission Requirements

You may submit up to four jpg images for one \$25 fee. All entries must be submitted electronically in JPG format only. Email your images along with the completed form found at:

<http://www.capitolartsnetwork.com/index.php/call-for-entries/call-for-entries-abstraction-at-its-best/> to: gallery@capitolartsnetwork.com.

Payment made by Paypal online or by credit card – 301-661-7590.

Images should be sized at 72dpi and no larger than 9” x 12” each. Image file names should include artist’s last name and title of the piece in the following format:

daVinci_MonaLisa.jpg

Accepted artists will be notified via email by [July 1st](#), and work must be delivered by 5pm on [July 22nd](#).

All accepted work must be properly matted, framed, and wired for hanging – gallery

wrapped canvases will also be accepted with clean neat edges. Entries will be accepted until **June 13th**. As with any juried exhibition the jury may select any, one, all, or none of your entered images. The decision of the jury is final. Capitol Arts Network will charge a **50% commission** on all gallery sales. Please note whether the works are for sale.

Important Dates:

Deadline for Submissions and Payment–June 13th

Notification of Accepted Work–July 1st

Delivery of Artwork to CAN–By 5pm July 22nd

Pick-up After Exhibit–Monday August 26th, from 10-5pm

7th Annual

Keystone National 2013:

Juried Exhibition of Works on Paper

September 13 to October 11

\$1200 Best of Show Award

Deadline for Entries: July 5

Juror: Richard Ressel, NWS

<http://library.constantcontact.com/download/get/file/1104220831757-278/Prospectus-sheet.pdf>

The Art Center School and Galleries

A non-profit visual arts organization established in 1954. The Art Center provides art instruction, workshops, lectures, exhibits and other visual arts related activities to central Pennsylvania, the mid-Atlantic region, and the United States.

For more information about The Art Center visit:

www.mechanicsburgartcenter.com

For the latest news and photos from recent events, classes and exhibits visit our Facebook page.

**Montgomery Art Association
and The Town of Kensington Present:
PAINT THE TOWN 2013**

**ART EXHIBITION &
PLEIN AIR EVENT
LABOR DAY WEEKEND
SHOW DATES & HOURS**

Saturday, August 31st 11:00 am – 5:00pm

Reception 6:00pm – 7:30pm

Sunday, September 1st 11:00am – 5:00pm

Monday, September 2nd 9:30am – 5:30pm

Location:

Kensington Town Hall/Armory

3710 Mitchell Street

Kensington, Md 20895

www.montgomeryart.com

For Info. Call: 301-260-9701

FREE ADMISSION



Kensington Station 2013 Acrylic by Debra Halprin

GLENVIEW MANSION CONFERENCE ROOM SHOWS

You can show your artwork in Glenview Mansion for one month if you have received a 1st, 2nd, 3rd or honorable mention award in an RAL juried show. Starting in 2013, artists may have both rooms to exhibit in if a second artist doesn't sign up for the same month within two months of the show's start date; otherwise they will have one room. The receptions at Glenview mansion are 1:30-3:30 pm, on the Sunday after hanging! Preferred drop-off and pick-up times for Glenview Shows are from 9 am to 12 noon. Note: please contact the mansion management ahead of time if you wish to modify the drop-off or pick-up times. Please note: There is a new show at the Marilyn J. Praisner Library starting February 15; and the Innovation Center is no longer participating in the ongoing shows for RAL.

GLENVIEW CONFERENCE

ROOM SHOW

Wednesday delivery and hanging: 9AM–12PM
Sunday Gallery Opening: 1:30—3:30PM
Wednesday Pickup: 9AM—12PM

June 2013: RAL Board Members' Show

July 2013: Diane Jeang (2)

August 2013: Joanie Grosfeld (2)

September 2013: Open

October 2013: Lieta Gerson and Muriel Ebitz

November 2013: Pat Kagan (2)

December 2013: RAL Winter Show

Glenview/Open Show Coordinator (301) 871-1589 E-mail: swinedoc@yahoo.com

RAL ONGOING SHOW LIST

Bank of America - 3200 Sandy Spring Road, Olney, Maryland

10-12 paintings, Contact: (301) 232-1370

Twinbrook Library - 202 Meadow Hall Drive, Rockville, Maryland

Shows are now 1 month in length. 5 medium to large paintings, Contact person: Chris Lindy (240)-777-0240, christinelundy@montgomerycountymd.gov

Rockville Community Services Office - 30 Courthouse Square Rockville, Maryland

10-12 medium to large paintings, Contact person: Carlos Aparicio (240) 314-8303

Thomas Farm Community Center – 700 Falls Grove Drive, Rockville, Maryland

12-16 medium to large paintings, Contact person: Martha Coester (240) 314-8842

Diane Jeang (301) 871-1589

Apr. 15, 2013 Jun. 15, 2013

Marilyn J. Praisner Library – 14910 Old Columbia Road, Burtonsville, Maryland

10 small to medium or 5-6 large paintings (10 hanging chains), Contact person: Vera Ramaty (240) 773-9455

RAL BOARD OF DIRECTORS

<u>Position</u>	<u>Name</u>	<u>Phone</u>	<u>e-mail</u>
President:	Liliane Blom	301-518-5312	lilianeblom@aol.com
1st VP/Show coordinator:	Marian Mackerer	301-590-9437	mackerer@comcast.net
Treasurer	Patricia Zannie	301-962-8581	patriciacollages@yahoo.com
Secretary	Fred Ruckdeshel	301-320-3911	krisfred1963@yahoo.com
Membership	Susan Dunnell	301-949-1514	dunnz@erols.com
Publicity/mkt.	Nadia Azumi	301-538-0062	nadia@nadiasilk.com
Newsletter editor	Susan Dunnell	301-949-1514	dunnz@erols.com
Program coordinator	Jorge Bernal	301-523-4141	jorgeluisbernal@gmail.com
Communications committee	VACANT		
Open shows	Diane Jeang	301-871-1589	swinedoc@yahoo.com
Glenview member shows	Diane Jeang	301-871-1589	swinedoc@yahoo.com
Hospitality	Martha Campos	301-266-4670	ximenace@verizon.net
Historian	Patria Baranski	301-424-6193	
Web master	Noble	301-661-2739	noble@artofnoble.com
Founder, Hon. lifetime member	Eileen Mader	301-762-6458	

